

\$1.00

KEENE ENGINEERING

THE WORLD LEADER IN HIGH PERFORMANCE
PORTABLE MINING EQUIPMENT



SERVING THE MINING COMMUNITY FOR OVER 60 YEARS
SPECIALIZING IN HEAVY METAL SEPARATION & STREAM RESTORATION

KEENE ENGINEERING'S LATEST NON-CLOGGING POWER JETS VIRTUALLY ELIMINATES ROCK JAMS! EQUIPPED ON ALL 2, 2.5, 3, 4, 5, 6 AND 8 INCH DREDGES!

We have improved the standard Power Jet and created a more efficient, easy to use and over-all superior jet! The new design involves a slight enlargement of the jet tube, making it a bit larger than the interior of the suction hose. This modification creates a smooth, seamless flow from hose to jet. Rock jams and other obstructions are virtually eliminated providing less downtime. The quick coupling features two side mounted snap levers for quick and easy joining.

Each oversized power jet comes with the suction hose quick coupling. Available in 2, 2.5, 3, 4, 5, 6 and 8 inch Jet sizes.



HIGH PERFORMANCE BACKPACKABLE DREDGES



Picture shown with inflatable pontoons



Picture shown with hard Marlex pontoons

The Model 2004 (2-inch) Backpackable Dredge

This super high powered backpackable dredge is equipped with a lightweight, quiet heavy-duty 2.5hp Honda 4 cycle engine that nearly doubles the power from our previous models. This engine and pump combination produces an unbelievable 100 gallons per minute and up to 160 feet of head pressure. The sluice box is specifically engineered for fine gold recovery and easy clean up. The Model 2004 is constructed with an aluminum frame and is supported with either black inflatable or grey hard Marlex pontoons. Picture above on left is shown with our inflatable pontoons that can be easily deflated and rolled up into a small package making them extremely easy to transport and store. The model 2004 comes equipped with a power jet or optional suction nozzle. The power jet is ideal for most conditions and provides greater suction power. All models include 15 feet of suction hose. For extreme shallow water conditions, a suction nozzle is recommended.

Please indicate (I) for inflatable or
(H) for hard pontoons after model number.

Power Jet




Suction Nozzle



Model	Engine	Pump	Flotation	Sluice Box	Type of Jet	Pressure hose	Fuel Consumption	Dredge Capacity	Suction Hose	Weight	Shipping Weight
2004PJF	GX50 Honda	P90GH	PFA2 43"x 28"x 8"	SB2F 10" x 36"	Power Jet PJ20	1.25" x 4' Clearflow	5 hours Per Gallon	1.5 Yards Per Hour	15 feet 2" SH2	65 lbs.	80 lbs.
2004SNF	GX50 Honda	P90GH	PFA2 43"x 28"x 8"	SB2F 10" x 36"	Suction Nozzle	1.25" x 17' Clearflow	5 hours Per Gallon	1.5 Yards Per Hour	15 feet 2" SH2	66 lbs.	90 lbs.

NEW MIRACLE MAT



See example of super fine gold concentration on mat.

After 3 years of development and over 25 prototypes, Keene Engineering has developed the perfect concentrator riffle. The first Hungarian riffle molded into a soft rubber mat. Now included in many Keene products. See the amazing recovery of micro fine gold that this mat produces. Miracle Mat sets under the classifier screen that is placed at the head of the sluice box. Spot ultra fine gold easily and quickly by checking the Miracle Mat.



Side view of Miracle Mat

(Sold by the linear inch)

THE ULTRA LIGHTWEIGHT 2.5 - 3 & 4 INCH DREDGES

The **Ultra Series Dredge** has set the standard for smaller size dredges. The unmatched performance of this innovative dredge system is designed for those who operate in extremely remote and challenging locations. It can be easily transported and quickly assembled. Powered by a variety of engines, pumps and compressors, offering a choice of power to fit individual needs. The **Ultra Dredge** features a wider new high performance sluice box recovery system with a longer woven wire classification screen. Our **Miracle Mat** is lined in the upper section of the sluice box and miners moss in the lower section for excellent gold retention. Equipped with a shorter oversized power jet and Marlex jet flare for greater suction power and non-clogging features. The one piece ribbed, lightweight Marlex floats and two piece frame provide a compact package for assembly and is smaller and lighter than all previous dredge models. Designed to fit compactly inside the bed of a small pickup truck or SUV.



Ultra 2.5"



Ultra 3"



Ultra 4"

SIZE	MODEL	PUMP & ENGINE	COMPRESSOR	JET	SUCTION HOSE & DEPTH	WEIGHT	SHIPPING WT.
2.5 Inch	2604HPJ	PHP160 GX120 Honda	None	PJ250	2.5" X 20' 20 Feet	130 lbs.	340 lbs.
2.5 Inch	2604HSN	PHP160 GX120 Honda	None	SN25	2.5" X 20' 20 Feet	132 lbs.	365 lbs.
2.5 Inch	2604HCPJ	PHP160 GX120 Honda	T-80	PJ250	2.5" X 20' 20 Feet	132 lbs..	365 lbs.
2.5 Inch	2604HCSN	PHP160 GX120 Honda	T-80	SN25	2.5" X 20' 20 Feet	144 lbs.	365 lbs.
3 Inch	3400PH	PHP160 GX120 Honda	None	PJ30	3" X 20' 20 Feet	155 lbs.	365 lbs.
3 Inch	3405PH	PHP160 GX120 Honda	T-80	PJ30	3" X 20' 20 Feet	165 lbs.	340 lbs.
3 Inch	3500PH	P180 GX200 Honda	None	PJ320	3" X 20' 20 Feet	160 lbs.	365 lbs.
3 Inch	3500P	P180 Vanguard B/S 6.5	None	PJ320	3" X 20' 20 Feet	160 lbs.	365 lbs.
3 Inch	3505P	P180 Vanguard B/S 6.5	T-80	PJ320	3" X 20' 20 Feet	170 lbs.	365 lbs.
3 Inch	3505PH	P180 GX200 Honda	T-80	PJ320	3" X 20' 20 Feet	170 lbs.	365 lbs..
4 Inch	4400P	P180 Vanguard B/S 6.5	None	PJ420	4" X 20' 20 Feet	170 lbs.	365 lbs.
4 Inch	4400PH	P180 GX200 Honda	None	PJ420	4" X 20' 20 Feet	170 lbs.	365 lbs.
4 Inch	4405P	P180 Vanguard B/S 6.5	T-80	PJ420	4" X 20' 20 Feet	180 lbs..	365 lbs.
4 Inch	4405PH	P180 GX200 Honda	T-80	PJ420	4" X 20' 20 Feet	180 lbs.	365 lbs.

KEENE'S ACCLAIMED 4" 5" & 6" INCH HIGH PERFORMANCE 3 STAGE SLUICE BOX SYSTEM

Experience fine gold recovery, in a lighter and more compact dredge, that will out perform any double sluice on the market!

Extremely easy to operate, quick and easy clean up.

Provides quick identification of values in the primary recovery riffle section.

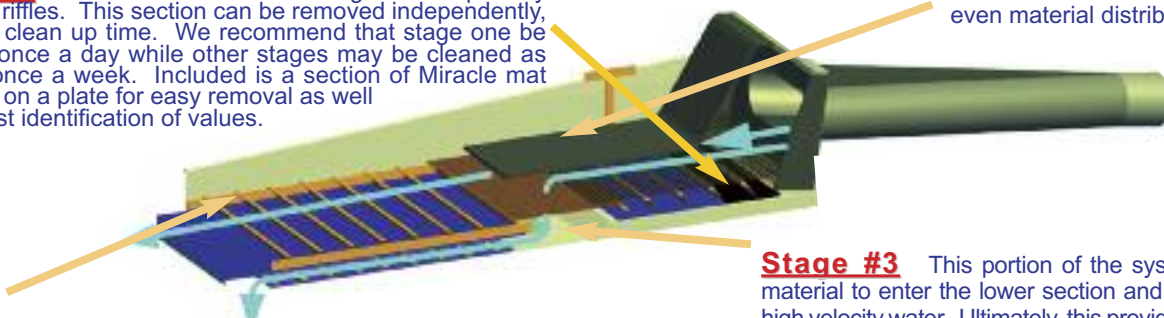
Rolled top edges for greater safety and strength.

Heavy duty latches and a longer rubber damper for more even distribution.

Currently available on 4, 5, 6, and 8 inch dredges.

Stage #1 Recovers 90% of all visible gold in the primary recovery riffles. This section can be removed independently, reducing clean up time. We recommend that stage one be cleaned once a day while other stages may be cleaned as little as once a week. Included is a section of Miracle mat mounted on a plate for easy removal as well as the fast identification of values.

A longer rubber damper for more even material distribution.



Stage #2 Secondary recovery of coarse gold. This section of the recovery system is designed to capture any gold that may have been embodied with clays in hard packed material. This riffle works very well because it does not become packed with black sand.

Stage #3 This portion of the system allows fine material to enter the lower section and protects it from high velocity water. Ultimately, this provides for super fine recovery of gold and black sand. This section creates a low pressure area at the end of the primary recovery system that screens the 1/8" minus out of the main box.

4 Inch Dredge with Engine, Pump Options and 3 Stage Sluice

Our 4 inch dredge has all of the features you would expect from a larger professional dredge but in a more compact model. These 4 inch dredges are ideal for the prospector requiring a light, portable dredge with capacity to move large amounts of material. Experience the professional recovery features of larger dredges in this package.

The 4 Inch Features:

- Our 3 stage sluice box for unsurpassed fine gold recovery.
- A P180 pump that has proven to be the highest performing pump on the market for its size.
- 4 Marlex floats with built in tool boxes and drink holders with bottom runners for rocky river bottoms and fast water.
- Superior float frame with handle inserts, making it ideal for transporting and picking up and carrying dredge through fast water conditions.
- Adjustable jet flare can be raised and positioned at frame level for transporting through rapids and shallow areas.



**P180 Pump
Powered
By the
Briggs &
Stratton
Vanguard
6.5 H.P.**



**P185 Pump
Powered by a
GX200 Honda
& KAC
Compressor**



Keene has always been dedicated to bringing you the best products possible. Fortunately, the rapid advancements in technology have enabled us to continually work to find ways to improve our pumps. We are certain that you will be pleased with the increased performance that is available with our pumps. Do not be fooled by high G.P.M. ratings on other pumps. What makes a dredge perform is the precise balance of optimum volume and working pressure.



Our 4 Inch is shown equipped above with our optional **Sluice Bucket Recovery System (SBRS)** which aids in fast and easy recovery of concentrates. See page 36 for details

Available with a variety of engine, pumps and compressor combinations.

MODEL	ENGINE	PUMP	COMP	SUCTION DEPTH	JET MODEL	JET FLARE	SLUICE BOX	FUEL PER HOUR	ASSEMBLED DIMENSIONS	DREDGE CAPACITY	WEIGHT	SHIPPING WEIGHT
4500P	P180 Vanguard B/S 6.5	P180	None	30 Feet	PJ420	PPJF40	SB4F3	.30	73" x 46" x 13"	5 YPH	195 lbs.	400 lbs.
4500PH	GX200 Honda	P180	None	30 Feet	PJ420	PPJF40	SB4F3	.25	73" x 46" x 13"	5 YPH	195 lbs.	400 lbs.
4505P	P180 Vanguard B/S 6.5	P180	T-80	30 Feet	PJ420	PPJF40	SB4F3	.30	73" x 46" x 13"	5 YPH	210 lbs.	420 lbs.
4505PH	GX200 Honda	P180	T-80	30 Feet	PJ420	PPJF40	SB4F3	.25	73" x 46" x 13"	5 YPH	210 lbs.	420 lbs.
4505PSN	P180 Vanguard B/S 6.5	P180	T-80	20 Feet	SN42	PPJF40	SB4F3	.30	73" x 46" x 13"	5 YPH	210 lbs.	420 lbs.
4505PHKAC	GX200 Honda	P180	KAC	30 Feet	PJ420	PPJF40	SB4F3	.30	73" x 46" x 13"	5 YPH	215 lbs.	420 lbs.

5 & 6 INCH DREDGES FEATURE 3 STAGE SLUICE SYSTEM

Years of research and development, as well as valuable customer input went into these 5 and 6 inch models. All 5 and 6 inch dredges feature our 3 Stage Sluice Box for superior fine gold recovery. These dredges are the perfect size for the serious minded prospector who requires portability without sacrificing professional results. The flotation system is designed to operate in most conditions, including fast running and deep water. Many engine and compressor options are available to suit your needs and budget.



The picture above shows a typical dredging operation with our new 6218 HM 6 inch dredge featuring the new HP500 pump.

3 Stage sluice screens can be raised or removed to examine for values.



Model 5211HP

This is a powerful and versatile 5" dredge, powered by twin 6.5 Honda engines. These small engines can be transported with ease into remote locations. The smaller, more versatile engine package can also be used for other devices such as high bankers or smaller dredges. This twin engine design has been one of the more popular dredges for decades. KAC air compressor is used for up to two divers.



Features for the 5 and 6 inch Mini Dredges:

1. 3 Stage Sluice Box is the ultimate in fine gold recovery, convenience and easy clean up.
2. Floats with step nose cut and runner bottoms for sliding through fast rocky rivers.

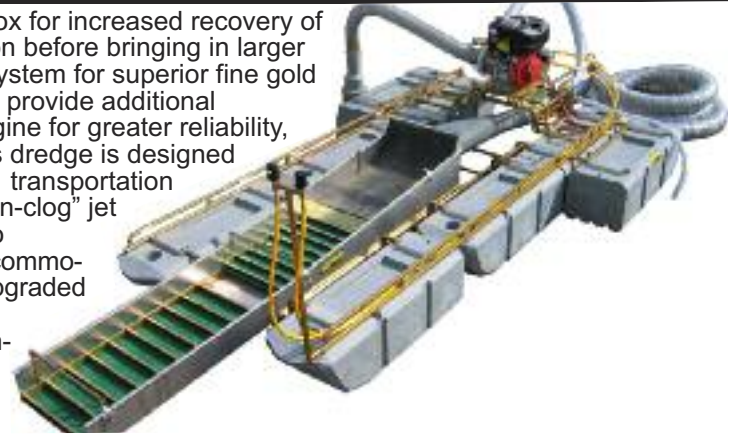


3. Storage indentures provide a place for your tools, mask, rock pick, etc.
4. Twin 9 hp Honda Engines with 263 air compressors are available with our 6 inch model dredge and may require additional outrigger flotation for fast or deep water conditions. This is the ideal dredge for the prospector requiring the most in power, fuel economy and portability.
5. Marlex floats have been redesigned in a granite gray Marlex that blends beautifully into the natural terrain.

MODEL	ENGINE	PUMP	COMPRESSOR	MAX DEPTH	POWER JET	FLOAT	HOSE LENGTH & SIZE	SLUICE BOX	FUEL PER HOUR	DREDGE DIMENSIONS	YDS PER HOUR	WEIGHT	SHIPPING WEIGHT
5109PH	9 HP Honda	P350	KAC	25'	PJ530	PF5	SH5x20'	SB5F3	.50	102" x 59" x 38"	9 YPH	325 lbs.	400 lbs.
5113PH	13 HP Honda	P350	263	30'	PJ530	PF5	SH5x20'	SB5F3	.75	102" x 59" x 38"	10 YPH	355 lbs.	430 lbs.
5210P	2/6.5 HP B&S	2/ P180	KAC	40'	PJ5T20	PF5	SH5x20'	SB5F3	.82	102" x 59" x 38"	10 YPH	315lbs.	420 lbs.
5211HP	2/6.5 HP Honda	2/ P180	KAC	40'	PJ5T20	PF5	SH5x20'	SB5F3	.55	102" x 59" x 38"	10 YPH	317 lbs.	420 lbs.
5211HP263	2/6.5 HP Honda	2/ P180	263	40'	PJ5T20	PF5	SH5x20'	SB5F3	.55	102" x 59" x 38"	10 YPH	327 lbs.	420 lbs.

MODEL 5110DE 5 INCH DIAMOND DREDGE

This powerful and efficient dredge has an extended sluice box for increased recovery of gold and gemstones. Ideal for heavy duty pay streak location before bringing in larger dredges. Equipped with the 3 Stage Extended Sluice Box system for superior fine gold and gemstone recovery with extended flotation and frame to provide additional increased stability. Powered by a 10 horsepower Diesel Engine for greater reliability, super power and low fuel consumption in remote areas. This dredge is designed to be dismantled into small portable components for ease of transportation into remote areas. This model features our new virtually "non-clog" jet system for reduced down-time and greater productivity. Also equipped with our 263 heavy duty air compressor that will accommodate two divers to depths to 40 feet. This dredge has been upgraded with outrigger flotation to accommodate fast and deep water conditions. Also equipped with an new advanced pump priming system. Please contact a sales representative for additional specifications, options and pricing.



Model	Engine & Pump	Compressor	Suction Depth	Sluice Box Dimensions	Maximum Dredge Capacity	Flotation Dimensions	Net Weight	Shipping Weight
5110D	10 hp Yanmar P350	263	30 Feet	20" x 5 Feet long	12 Yards Per Hour	29" x 8 Feet	350 lbs.	450 lbs.
5110DE	10 hp Diesel P350	263	30 Feet	20" x 8 Feet long	12 Yards Per Hour	59" x 12 Feet	450 lbs	600 lbs.

MINI 6 INCH DREDGES WITH 3 STAGE SLUICE

This line of 6 inch dredges is our personal favorite, for the serious gold prospector and the professional requiring portability and performance. Increased suction power moves a tremendous amount of material. You will be astonished with the amount of fine values that you will recover with the 3 Stage Sluice Box. Quickly determine at a glance, if your gravel contains values on the black rubber matting located at the beginning of the sluice box. Choose from a variety of twin engine assemblies for portability and rugged performance. These dredges are also equipped with a KAC or a high output 263 air compressor for additional depth and greater air supply for divers.



Model 6218HM



Model 6211M263

Each of our Mini 6 Inch Dredges come with a Model SB5F3, 3 Stage Sluice Box and have assembled dimensions of 118" x 60" x 38"



Model 6113H



NEW "MINI" 6 INCH DREDGE WITH NEW PUMP & COMPRESSOR

"Model 6113H is a dream to operate." This new 6 inch dredge is powered by a 13 hp Honda Engine. Optional electric starter and a 12 volt pump for automatic priming is available. Our New HP500 is capable of pumping up to 500 GPM and provides up to 200 feet of head pressure. The new pump design has dual discharge ports capable of running a "blaster nozzle" to blow out bedrock and clean crevices. The new KAC Compressor provides an air supply for two divers with ample air to spare. For the serious gold prospector, or even the professional, requiring portability and performance. Increased suction power enables the user to pull rocks from over a foot away and moves a tremendous amount of material.

MODEL	ENGINE	PUMP	COMPRESSOR	JET SIZE	FLOATS	SUCTION DEPTH	FUEL CONSUMPTION	CAPACITY	HOSE LENGTH	WEIGHT	SHIPPING WEIGHT
6113H	GX390 Honda	PHP500	KAC	PJ6T20	PF5	30 Feet	0.75 gph	16 Yds Per Hr	20 Feet	410 lbs.	500 lbs.
6211M	2x GX200 Honda	P180	KAC	PJ6T20	PF5	25 Feet	0.55 gph	14 Yds Per Hr	20 Feet	380 lbs.	425 lbs.
6218HM	2x GX200 Honda	PHP500	KAC	PJ6T20	PF5	40 Feet	0.75 gph	16 Yds Per Hr	20 Feet	430 lbs.	510 lbs.
6218GHM	2x GX200 Honda	PHP500	263	PJ6T20	PF5	40 Feet	0.75 gph	16 Yds Per Hr	20 Feet	450 lbs.	520 lbs.
6211M263	2x GX200 Honda	P180	263	PJ6T20	PF5	25 Feet	0.55 gph	14 Yds Per Hr	20 Feet	390 lbs.	435 lbs.

6 INCH PORTABLE INDUSTRIAL DREDGES (Gas & Diesel Powered)

6220D




Model 6220D Dredging on Niger River in Africa



6226H



6220DE



Newly Added
walk around
platform

New Suction
Breaking
Rubber Flap




13 hp Honda Gas



10 hp Yanmar Diesel

6220DE



These new twin engine compact 6 inch heavy duty dredges are "State of the Art" equipment for economy and portability. These dredges can be quickly and easily broken down into small components where two men can transport the dredge manually. They have large carpeted walkways on the decks that can accommodate several divers and provide ease of access around all working parts of the dredge.

The sluice box sets at the surface of the water to reduce the water lift and increase suction power. The smaller Honda gasoline engines are powerful and provide good fuel economy. The models that are equipped with diesel engines provide the ultimate in longevity, reliability and superior fuel economy. Typically diesel engines are a better choice for overseas operations due to safer transportation and lower fuel costs. The larger 23 hp engines offer greater suction depths up to 60 feet. Both three stage sluices are equipped with a winch leveling system for precise tilt and sluice box adjustment. The first section of our 3-stage sluice box is designed to recover fine gold and the second half is dedicated for the ultimate recovery of gold and gemstones. All dredges are equipped with a 263 compressor for an ample air supply for two divers. The suction system is equipped with an oversized power jet and twin eductor systems to reduce the occurrence of rock jams. Mounted on modular crosslink flotation modules measuring 62" x 21" x 21". Flotation dimensions are approximately 8 feet wide and up to 18 feet in length depending upon the number of flotation modules. All 6 inch sluice box dimensions are 26 inches wide and up to 16 feet in length. All frames have been reinforced for a more stable working platform.

MODEL	ENGINE	PUMP	AIR COM- PRESSOR	FLOAT DIMENSIONS	SUCTION DEPTH	FUEL CON- SUMPTION	CAPACITY YDS PER HR	SLUICE BOX	HOSE LENGTH	WEIGHT	SHIPPING WEIGHT
6226H	Honda GX390	P350	263	8' x12'	35 feet	.55 gph	16	8'x26"	30 feet	1095	1345
6246V	Vanguard 23 hp	P350S	263	8' x12'	60 feet	.75 gph	18	8'x26"	30 feet	1173	1423
6220D	Yanmar 10 hp	P350	263	8' x12'	30 feet	.35 gph	16	8'x26"	30 feet	1113	1363
6220DE	Yanmar 10 hp	P350	263	8' x18'	30 feet	.35 gph	16	16'x26"	30 feet	1489	1739

THE NEW "SUPER MAX" SUMP TRIPLE SLUICE DREDGE




Dredging in Africa

Model 6226M



Model 6226SM

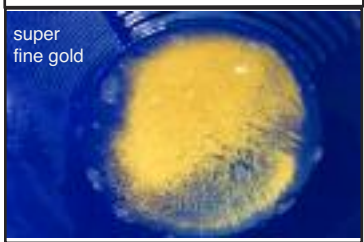


Model 6226SM



Super Fine Gold from Side Boxes

Conversion Kit for 6220M/6226M




Hoses, clamps & Jets not shown

We are extremely excited to present the next generation of a dredge designed for the recovery of super fine gold. Over the last 70 years the Keene family have been the leader in the world of portable dredging and dry washing. The first sump system and triple sluice was developed on a 8" submersible Dredge built by Ernie Keene in the early 1950's and built the world famous triple sluice dredge in the early 70's. In the late 80's we introduced the three stage sluice system, as well as many other innovative firsts. Now in the 2016, we have developed the "Super Max Sump Dredge". This outperforms all other dredges in the world for micro fine gold recovery. The entire dredge was built with "state of the art technology" to include new floats, frame, pumps, power jets and more. The sluice box is oversized to control the material and allow the fine material as it is classified into a slower velocity zone. We have found through years of experience testing and customer feed back, that the best method to collect gold is to alter the sluice box into different riffle sizes and expanded metal classifiers. We have also found that the use of woven wire creates greater drag and deposits the smaller material much more effectively and efficiently than a traditional punch plate. The oversize 8 foot by 24" wide sluice box will capture the majority of the heavy material and disseminate the clay conglomerate providing a smooth slow slurry as it is classified into the sump located at the end of the main sluice. The sump was engineered by computer aided design optimizing seamless flow of fine material that is being drawn into the sump and vacuuming out into the side boxes. One of the main keys to making the sump work correctly is to use the custom made heavy woven wire to create the proper drag on the finer material and allowing the coarser non value material to pass through. The sump creates a slight negative vacuum on the screen that pulls 100% of all the finer values into the sump then pumped into the elevated side boxes. By pumping the minus 1/8th material into a controlled flow environment, all the super fine gold up to 500 mesh can be recovered from the side sluice boxes. The side boxes are constructed with a 10" wide header box that flares up 17 inches wide and is 5 feet in length. The sluice is lined with our world famous "miracle mat" that is partially covered with expanded metal. The new float and frame assembly is also a newly designed. The frame is precision made on a C&C Mill and water jet machine. Constructed out of a lightweight tubular steel for superior strength. The floats are by far the most advanced floats in the industry providing a tapered long nose with cupped runners allowing the dredge to cut through fast water effortlessly. The floats are constructed of cross link polyethylene material with brass inserts casted into the top of the floats to secure the frame. The universal frame sections makes this dredge easy to set up and disassemble. To assemble the dredge frame, you will need only a 9/16th wrench and socket. The standard model is powered by two 10 hp B/S Vanguard engines with our new PHP500 pumps that provides superior performance at depths to 20 feet. The dredge can also be powered by or two of GX390 13 hp engines for greater depths. The pumps are equipped with a 1 inch accessory port that drives a pair of 2.5 inch suction system with ball valves that are equipped to meter the flow to the side sluices. The side boxes can also be used as a primary clean up concentrator. Traditionally you would have to take several buckets of concentrates and process the material taking hours depending on the concentrating equipment available. With the super max, cleaning the concentrates is a breeze. Simply take the concentrates from the main sluice and run them through the side boxes. The side boxes should not produce no more than a few cups full of concentrates. At the end of the day you may only have a small amount of concentrate reducing the need for secondary clean up equipment. **(See video in action in Face Book or You Tube)**

MODEL	ENGINE	PUMP	COMPRES	FLOAT	DEPTH	FUEL	CAPACITY	SLUICE BX	HOSE	WEIGHT	SHIP WT
6220M	10hp Vanguard	PHP500	263	74"x159"	30	.55gph	15 YPH	24"x 8'	20	1035	1085
6220SM	10hp Vanguard	PHP500	263	74"x159"	30	.55gph	15 YPH	24"x 10'	20	1177	1227
6226M	GX390 Honda	PHP500	263	74"x159"	35	.75gph	16 YPH	24"x 8'	20	1015	1065
6226SM	GX390 Honda	PHP500	263	74"x159"	35	.75gph	16 YPH	24"x10'	20	1157	1207
SM24K	Conversion Kit									122	142

MODEL 8146V & 8146VE 8" DIAMOND & GOLD DREDGE (Gas powered)



8246V



8246VE Extended with Sluce Box

Both dredges are powered by twin engines to increase portability. The 8246V and 8246VE are mounted on flotation modules with large carpeted decks. The 8246VE sluce box has been extended to 16 feet in length. The first section is our 3-stage sluce box for fine & coarse gold and the second half is dedicated for the efficient recovery of gemstones. Both dredges are powered by twin 23 hp electric start Vanguard commercial gasoline engines, for long life, reliability and economy. Includes separate 5 gallon gas tanks that mount on the float for ease of refueling and extended running time. The suction system has an oversized power jet and twin eductors to for maximum suction power and reduce the occurrence of rock jams. Both dredges are equipped with a 263 compressor for an ample air supply to accommodate two divers. These models are designed for ease of assembly and operation in the most severe field conditions.

MODEL 8140 8 INCH DIESEL DIAMOND & GOLD DREDGE

MODEL	ENGINE	PUMP	AIR COM-PRESSOR	FLOAT DIMENSIONS	SUCTION DEPTH	FUEL CON-SUMPTION	CAPACITY Yds Per Hr	SLUICE BOX	HOSE LENGTH	WEIGHT	SHIPPING WEIGHT
8246V	Vanguard 23 hp	P350S	263	8' x 12'	35	.75 gph	25	8'x 28"	40	1500	1800
8246VE	Vanguard 23 hp	P350S	263	8' x 18'	35	.75 gph	25	16'x 28"	40	1900	2300



Direct mounted pump


This is the lightest of all our professional 8 inch dredges. Our compact dredge system is powered by a Kohler Command Pro 1000 40 hp engine is direct mounted to a P1500 pump. Featuring a separate deck mounted 10 gallon gas tank. Equipped a 263 air compressor providing an ample air supply for 2 divers. This dredge provides extraordinary suction power enabling dredging to depths of 40 feet. The engine pump and compressor package weighs under 200 pounds making it the lightest and quietest engine package available today. Engine features a 2 year warranty and operates on approximately 1.5 gallons per hour making it one of the most economical 8 inch dredges. The suction system is equipped oversized power jet and twin eductors for maximum suction power and to reduce occurrence of rock jams. This dredge is also equipped with a secondary dredge system that can vacuum the concentrates from the sluce box while in operation. The concentrates can then be transported to shore and processed through other separation methods. The ability to clean the sluce box and operate continuously greatly enhances both recovery and productivity.

MODEL	ENGINE	PUMP	AIR COM-PRESSOR	FLOAT DIMENSIONS	SUCTION DEPTH	FUEL CON-SUMPTION	CAPACITY Yds Per Hr	SLUICE BOX	HOSE LENGTH	WEIGHT	SHIPPING WEIGHT
8140K	Kohler 40 hp	P1500	263	8' x 12'	40 Feet	2 gal hr.	25	8'x 28"	40 Feet	1500	1900
8140KE	Kohler 40 hp	P1500	263	16' x 12'	40 Feet	2 gal hr.	25	16'x 28"	40 Feet	1900	2400

MODEL 8142DE 8 INCH INDUSTRIAL DIESEL GOLD AND GEM DREDGE



**Diamonds
from
Liberia**



**Secondary
dredge
system**

This is our latest portable 8-inch industrial dredge that is designed for the recovery of both gold and gems. Powered by a lightweight 4-cylinder turbo charged 42 hp Kubota diesel engine that provides extreme high performance, reliability and economy with a separately mounted 10 gallon fuel tank. The Kubota diesel engine drives our reliable P1500 pump that produces 1500 gallons per minute providing ample suction for depths to 45 feet. This engine and pump combination provides extremely low fuel consumption. It is also the world's lightest, quietest and most compact industrial diesel powered dredge. The sluice box contains our world famous 3-stage sluice recovery design. The first eight-foot portion of the recovery box is designed to capture all the fine & coarse gold. The last 8 feet is primarily for diamond and gem recovery. This dredge can be disassembled into small lightweight components for transporting and can be easily carried in the back of a truck and a

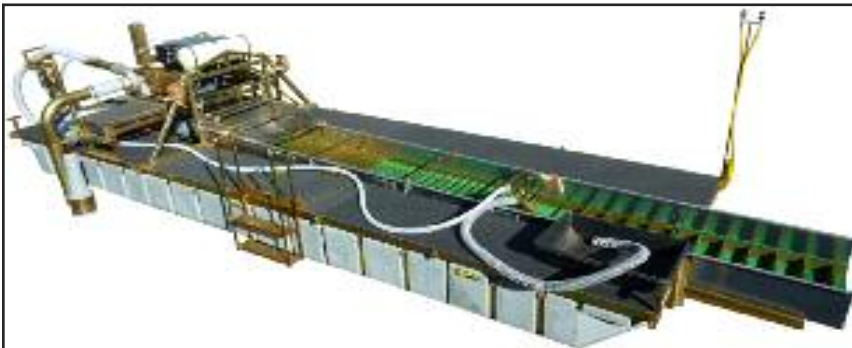
medium size trailer. This power package combination weighs only 500 lbs., which is several hundred pounds lighter than other diesel engines that power our larger 8" dredges. The dredge deck is 24 feet in length and also provides a spacious deck in front of the engine 8 feet wide by 6 feet long. This dredge also equipped with a secondary dredge system that can vacuum the concentrates from the sluice box while the dredge is in operation. The concentrates can then be transported to shore and processed through other separation methods. The ability to clean the sluice box and operate continuously greatly enhances both recovery and productivity and provides non stop operation.



Dredging for diamonds in Liberia

Model	Engine & Pump	Compressor	Suction Depth	Sluice Box Dimensions	Maximum Dredge Capacity	Flotation Dimensions	Weight	Ship Weight
8142DE	42 hp Kubota & P1500	263	45 Feet	28" x 16 Feet Long	28 Yards Per Hour	8 Feet x 24 Feet	2600 lbs	3500 lbs.

MODEL 8160D 8 INCH INDUSTRIAL GOLD AND GEM DREDGE




This 8 inch commercial dredge is ideal for gold and gem recovery. Powered by an efficient 67 hp Deutz diesel engine driving our high performance P1500 pump. The P1500 pump produces 1500 Gallons per minute providing ample suction for depths to 50 feet. Equipped with our new advanced jet flare and non-clogging suction system, assuring little or no down time for rock jams. An air supply for 2 divers provided by a heavy duty 263 air compressor. The modular decks are 8 feet wide and 24 feet long providing more than adequate deck space. The frame is constructed out of a zinc plated steel frame with indoor-outdoor ribbed carpet fastened to aluminum decks.



The flotation is provided by 12 high impact plastic polymer pontoons for ample suspension even in fast and rough water conditions. Dredge comes with 30 feet of 8 inch suction hose. The key to recovering diamonds is keeping the sluice box clean of compacted material and the riffles working correctly. This dredge is equipped with a secondary dredge system that vacuums the concentrates from the sluice box while the dredge is in operation. The concentrates are then delivered into another clean-up device or into storage containers. The concentrates can then be transported to shore and processed through other concentrating methods. The ability to clean the riffles and operate continuously, greatly enhances both recovery and productivity. This dredge is capable of handling a variety of different engine and pump combinations for special applications. The 8160 dredge easily disassembles into small sections for transporting.

MODEL 8195D SUPER 8 INCH INDUSTRIAL GOLD AND GEM DREDGE



8195D Dredge Operating in Africa with optional canopy



This dredge is similar to our commercial 8160 eight-inch dredge but more powerful and is capable of working at greater depths providing greater dredging capacity. The dredge is equipped with a larger engine for higher performance and equipped with an additional pump to increase capacity. We have increased the horsepower to a 95 hp Deutz diesel engine. Two model 263 air compressors for an underwater air supply for up to four divers and an additional P1500 pump system to increase the vacuum power. The dredge is mounted to modular decks system measuring 8 feet wide and 24 feet long providing larger deck space and is also equipped with additional outrigger flotation measuring 45 x 42 inches to support the additional weight. The frame is constructed of a zinc plated steel frame with indoor-outdoor carpet fastened to aluminum decks. The flotation is provided by fourteen high impact plastic polymer pontoons for ample support to accommodate fast and rough water conditions. We use a four eductor power jet vacuum system providing an increased vacuum for dredging material from deep depths. The dredge is equipped with 40 feet of suction hose and can handle up to 100 foot of suction hose and dredge to depths exceeding 80 feet. With a new oversized "Quad Jet" jetting system you will experience fewer rock jams. The jet is designed with heavy double walled reinforcement to extend the life in extreme abrasive conditions. The sluice box is provided with a 20 foot long combination sluice, for both gold and diamonds. The diamond portion of the sluice is simple but has a very effective diamond riffle design that has been perfected over 30 years of building for the diamond field dredges in Africa. The gold sluice incorporates our world famous 3 stage sluice design. This three-stage classification system is capable of classifying smaller material for controlled flow for fine gold and gemstone recovery. The fine gold recovery on these dredges are the best in the world. Ideal for the recovery of heavier specific gravity materials including diamonds, sapphires, rubies, garnet and any gemstone that has a heavier specific gravity than quartz. Includes the same special suction clean out system as the Model 8160, this system can vacuum the values from the sluice during operation and can eliminate the possibility of theft. Allows for removal of material to a secure area for further processing and provides a non stop dredging operation. The dredge is designed for easy set-up and operation and does not require professional assistance. The flotation is capable of accommodating hundreds of pounds of additional weight. We pride ourselves in the simplicity of the dredge and its ability to continue to operate on a trouble free basis. We have chosen the Deutz diesel engines due to long reliable life and availability of spare parts in third world countries such as Africa.

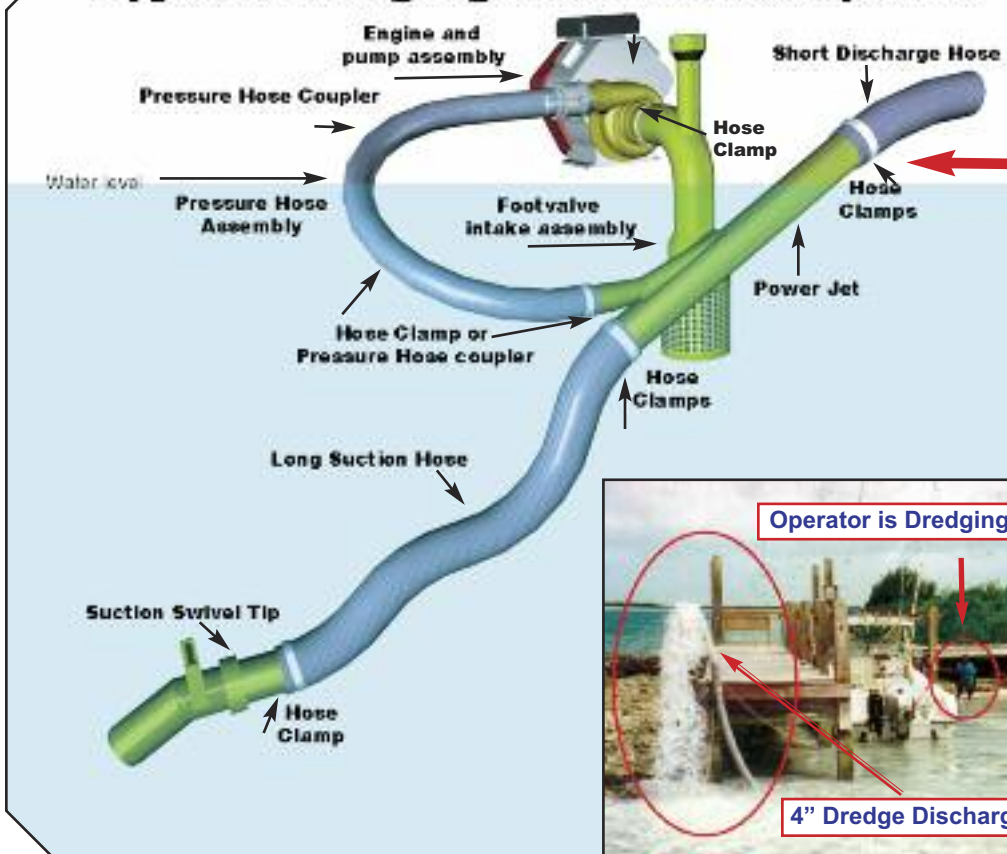
MODEL	ENGINE	PUMP	AIR COM-PRESSOR	FLOAT DIMENSIONS	SUCTION DEPTH	FUEL CON-SUMPTION	CAPACITY Yds Per Hr	SLUICE BOX	HOSE LENGTH	WEIGHT	SHIPPING WEIGHT
8160D	60 hp Diesel	P1500	263	8' x 24'	50 Feet	1.5 gph	30	20' x 30"	40 Feet	4000	20' Ocean Container
8195D	95 hp Diesel	P1500x2	263x2	12.6' x 24'	80 Feet	2.5 gph	35	20' x 30"	40 Feet	4700	20' Ocean Container

HIGH LIFT PORTABLE VENTURI DREDGE SYSTEMS

Reclamation - Pollution Control - Sand & Silt Removal Marine Plant Life, Fish & Clam Harvesting


Portable and cost effective venturi operated dredge systems can transport slurries of rock, sand and gravel up to 150 feet away at water level. Sizes range from 2 inch to 8 inches in diameter. High lift Systems are relatively low cost and utilize venturi suction components which can eliminate the need for costly gravel pumps. Our friendly engineering staff will be pleased to assist you with any of your custom requirements.

Typical Dredging Reclamation System



A Typical Dredging System

Water is drawn through the foot valve intake assembly into the pump. High pressure water is pumped into power jet through a high pressure hose. This process creates a powerful suction. Solid material is dredged into the suction swivel tip attached to the suction hose and is discharged at the end of the short discharge hose. A very effective, economical and practical dredging system for limited distances.



High Lift Dredge System


Shown above is a "High Lift Dredge System" powered by 23 hp engine. In most cases it is more effective to operate the dredge with a diver and a hookah system (surface supplied air). A diver can move approximately 3 times more material than an operator moving the suction tip with a pole or handle.

CUSTOM GRAVEL DREDGES

We offer a very heavy duty gravel pump system available in both 4 inch and 6 inch. Capable of reaching depths and heights of 100 feet, a capacity up to 50 cubic yards per hour and as far as 1500 feet away! These unique pumps are capable of passing large spheres up to 3.75 inches on the 4 inch pump and up to 5.75 inches on the 6 inch pump. Powered by Deutz diesel engines with clutch to drive the gravel pump. Constructed out of a Nihard steel providing extreme long life and very reliable. The optional large decks are ideal for a dive platform and provides ample space for servicing equipment. This dredge is commonly used in the fields of Africa for diamond and gold recovery operations, pumping material from the depths of rivers or pits on to the shore or upper banks, where processing equipment and containment areas are based. Commonly used for diver operated reclamation projects that are too small to be cost effective for the larger cutter head dredge operations.



4 inch gravel pump system skid mounted




6 inch gravel pump system with air compressors for diving.

Clutch driven pump provides better control and service on the pump and engine.

A52 & A51 POWER SLUICE BOX CONVERSION KITS

CONVERT YOUR HAND SLUICE TO HIGHLY EFFICIENT POWER SLUICE INCREASE PRODUCTIVITY UP TO 1000%



HBCK52 Power Sluice Package

Package includes:

1. A52 Sluice Box
2. HBCKH Hopper
3. HBCKF Frame
4. STE Sluice Trough Extension
5. HBCS Classify Screen
6. HBCKE Engine (P90G) Pump Kit, Intake Assembly and 25 feet of Nylobraid Pressure Hose.
7. A52DR Dredging Riffle

Weight 51 lbs. Shipping weight 80 lbs.

Combination Power Sluice & Dredge Kit HBCK2 2 inch or HBCK25 2 1/2 inch

Package includes:

1. A52 Sluice Box
2. HBCKH Hopper 2 inch or 2 1/2 inch Coupling
3. HBCKF Frame
4. STE Sluice Trough Extension
5. HBCKE P90G Pump Kit, Intake Assembly, 25 feet of Nylobraid Pressure Hose Coupled.
6. 17' x 1 1/4" Pressure Hose & Coupling
7. A52DR Dredging Riffle
8. HBCS Classify Screen
9. HBCK2 - 2 inch or HBCK25- 2 & 1/2 inch Dredge Conversion Kit with 15 feet of 2 or 2 1/2 inch Suction Hose Incl. Suction Nozzle and Bracket

Weight 71 lbs - Shipping weight 95 lbs.

Combination Jet Flare Dredge Kit HBCKF2 2 inch or HBCKF25 2 1/2 inch

Package includes:

1. A52 Sluice Box
2. STE2F 2 inch or STE25F 2 1/2 Jet Flare Adapter.
3. HBCKF Frame
4. PPJF20 2 inch or PPJFO 2 1/2 inch Jet Flare
5. HBCKE P90G Pump Kit, Intake Assembly.
6. 17' x 1 1/4" Pressure Hose Coupled
7. A52DR Dredging Riffle
8. HBCS Classify Screen
9. HBCKD2- 15' of 2 inch or HBCKD25 2 & 1/2 inch Suction Hose and Nozzle Kit

Weight 71 lbs -Shipping weight 95 lbs.



HBCKH Power Sluice Conversion Kit
Marlex hopper with an adjustable classifier, spray bar, built-in adjustable water flow and pressure port controls.
For A51 or A52 sluice.
Weight 10 lbs. - Shipping weight 30 lbs.

HBCKF: Sluice Box Frame with Adjustable Support Legs



The quick release frame adapts to an A51 or A52 sluice box in seconds. A stable platform with adjustable legs for uneven terrain.
Weight 4 lbs. - Shipping weight 8 lbs.



HBCKD2 or HBCKD25 Dredge Conversion Kit

This kit includes an adapter for attaching the suction hose to the hopper, a 2 or 2 1/2 inch suction nozzle, 15 feet of 2 or 2 1/2 inch suction hose, necessary hardware and clamps. Weight 7 lbs. Shipp weight 14 lbs.



A52DR Dredging Riffle A51DR Dredging Riffle

Larger, deeper sluice riffle tray for A52 or A51 sluice box riffle for use in dredging. Weight 4 lbs. Shipping weight 6 lbs.



STE2F A52 Jet Flare Adapter

Sluice trough extension is necessary when adapting a 2 inch jet flare hopper to a A52 sluice box. Weight 6 lbs - Shipping weight 8 lbs

STE25F A52 Jet Flare Adapter

2 1/2 inch Jet Flare adapter. when adapting a 2 1/2 inch jet flare hopper to a A52 sluice box. Weight 7 lbs. Shipping weight 9 lbs.



STE Sluice Trough Extension:

A sluice trough extension is necessary when adapting a power sluice hopper (HBCKH) to an A52 Sluice Box. Weight 2lbs. Ship Wt. 9 lbs.



HBCS Classify Screen

For use with A52 and A51 Sluice box riffle for dredging. Adapted for Model HBCKH Hopper. Weight 2 lbs. Shipping weight 4 lbs.



HBCKE P-90G Pump Kit

Includes Honda 2.5 hp, 4 cycle engine and pump, intake foot valve assembly and 25 feet of 1 1/4 inch nylobraid pressure hose. Provides great power for even a 2 1/2 inch dredge. Weight 30 lbs. - Shipping weight 35 lbs.

BATTERY POWERED MINI MAX POWER SLUICE CONCENTRATOR



This New Super Mini Max Power Sluice Concentrator is one of the most versatile packages that we have ever offered. This productive prospecting piece of equipment will always be part of your arsenal, whether you are working river banks, desert placers, or just cleaning concentrates for larger dredges and equipment. This dual purpose package includes a removable mat for the lower sluice box converting it into a professional clean up machine by sliding out the green rubber riffle and replacing it with Miracle Matting. It is also supplied with an additional finer woven mesh screen on the top hopper when using it as a concentrating system. Powered by two silent 12 volt 1250 gph water pumps with hoses and connectors to make the system complete. The top hopper is equipped with a new flood header that provides a smooth water flow through the trough and over a slick plate into a 6" section of miracle mat providing a preview to indicate any occurrence of gold. The top sluice lifts off easily to inspect the lower sluice eliminating the need for cleaning. The material is then washed over a removable classifier grizzly screen eliminating the waste oversized gravel. The lower sluice box is lined with our green rubber riffle that recovers fine gold and can handle larger volumes of material. When used as a concentrating system, the lower sluice is partially covered by oversized expanded metal. When used as a power sluice you can expect a capacity of up to 3/4 of a yard per hour and about a third of its capacity when used as a concentrating machine. This machine can also be operated by a small single gas powered pump (such as our P90G Pump Kit located on page 13). This machine is ideal for back packing and folds up into an amazing compact size of 36" x 14" x 7" weighing under 23 lbs. The four independent legs fold up with our new pin lock folding system with large wing nuts to adjust elevation. This system also includes a mountable flare for use as a hand sluice as shown in fig. 3. American made and built to last.

Mini Max Power Sluice Concentrator Kit- Model MMPSCK Weight 23 lbs. Shipping weight 29 lbs.

CONVERT A MINI MAX & A52 HAND SLUICE INTO A 2 INCH GOLD DREDGE

MM2DH Mini Max 2" Dredge Header and classifier.

We have come up with a new 2" flared header box style dredge adaptor to keep the sluice short and compact. The new 2" header box can attach to Mini Max Sluice or even a A52 sluice box. Simply remove the end cap on the mini max or the flare on a A52 sluice and attach with a few wing nuts. Equipped with a long woven wire classifier screen that helps maintain maximum fine gold retention.

Weight 6 lbs. . Shipping weight 10 lbs.



Sluice box not included

CONVERT AN A52 HAND SLUICE INTO A CONCENTRATOR

You can now convert your Keene A52 sluice box into a compact light weight power sluice and power it with two 12 volt water pumps, or even a small gasoline powered motor and pump.

MMCEC

Mini Max A52 Conversion End Cap.

Convert your Keene A52 Sluice box into a compact light weight power sluice. Replacement end cap attaches to the back A52 replacing flare. Weight 2 lbs Shipping weight 5 lbs



MMCEC End Cap

MMFHA Assy.



MMFHA Mini Max Flood Hopper & 2 Classifiers.

This picture shows the A52 sluice box converted into the power sluice with the MMFHA assembly and the MMCEC and the HBCKF frame.

The perfect addition for A52 sluice turns your sluice into a battery powered sluice or gas driven power sluice. Works with the MMCEC end cap. Weight 7lbs. Shipping weight 10lbs.

BUILD YOUR OWN RECIRCULATION SYSTEM



Model MMSC shown being used in a water recirculating system. You can build your own from local parts found in a hardware store. We took 2 large tubs with 2 each 2" PVC pipe cross over tube using four of our "TUBESEAL2" for the sealed connections into the tubs. We also placed some simple wire frames with screen door material to help keep the pumps clean of debris. See our website for instructions.

TUBESEAL2

Silicon seal works with curved buckets, tubes, tanks etc. Provides a good seal. Works with 2" PVC pipe schedule 40. Weight 1/2 lb. Shipping weight 2 lbs.



POWER SLUICE CONCENTRATORS

MODEL 173



Rather than haul material to the water, you can bring a lightweight, efficient power sluice to the source. The power sluice can process and recover values from remote placer deposits hundreds of feet away from the water source. The hopper design washes gravel, clay and debris with a high pressure washing spray bar and all washed material then is classified to minus 1/2 inch in size for selective recovery. The spray bar is equipped with a water valve for ease of controlling the flow into the sluice. A garden hose port on the manifold can be used for cleaning cracks and crevices in the bedrock and assist in cleaning the sluice tray. The sluice itself is

MODEL 17053



constructed with heavy duty latches, rolled top edges and an effective hopper adjustment system. The recovery system features ribbed black rubber matting for quick visual identification of values, Hungarian riffles over miner's moss for fine gold recovery and expanded metal over ribbed matting for final separation. Equipped with an adjustable independent leg support system that enables the power sluice to be assembled on any type of terrain in minutes.

Model	Engine & Pump	Sluice Dims	Pressure Hose	Suction Hose	Suction Nozzle	Foot Valve	Weight	Ship Wt
173	3.5 Briggs-Php160	48"x12"	25'x1.50"	N/A	N/A	FVA20E	82 lbs.	185 lbs.
173H	GX120 Honda Php160	48"x12"	25'x1.50"	N/A	N/A	FVA20E	82 lbs.	185 lbs.
175	6.5 B/S Vanguard P180	48"x12"	50'x1.50"	N/A	N/A	FVA25E	90 lbs.	245 lbs
175H	GX200 Honda P180	48"x12"	50'x1.50"	N/A	N/A	FVA25E	90 lbs.	245 lbs

POWER SLUICE CONCENTRATOR DREDGE COMBINATIONS

MODEL 17325



Keene has combined the popular power sluice and portable dredge to create an entirely efficient recovery system that can be used in most any situation. This versatile machine can be equipped with a 2 1/2 or 3 inch suction hose for dredging. The sluice box works extremely well for dredging because the material is pre-classified before entering the sluice box. Combination units are ideally suited for shallow water areas with the power sluice being so simple to set up and requiring less water than a standard dredge to operate. All combination Models can be equipped with an air compressor for diving.

MODEL 1753H



Model	Engine & Pump	Sluice Dims	Pressure Hose	Suction Hose	Suction Nozzle	Foot Valve	Weight	Ship Wt.
17325	3.5 Briggs-Php160	48"x12"	17' x 1.50"	15' x 2.5"	2.5"	FVA20E	98 lbs.	185 lbs.
17325H	GX120 Honda-Php160	48"x12"	17' x 1.50"	15' x 2.5"	2.5"	FVA20E	98 lbs.	185 lbs.
1753	6.5 B/S Vanguard-P180	48"x12"	17' x 1.50"	15' x 3"	3"	FVA25E	107 lbs	245 lbs.
1753H	GX200 Honda-P180	48"x12"	17' x 1.50"	15' x 3"	3"	FVA25E	107 lbs	245 lbs.

Speciality Power Sluices and Combo Dredge For Gold and Gem Recovery

Keene Engineering designs and manufactures a variety of special purpose dredges and power sluices for a variety of applications, including gold and gemstone exploration.

These machines have been commonly used in the fields of Africa and are ideal for pilot sampling prior to starting large scale operations. Designed to be a lightweight portable concentrator that is suitable for the recovery of extremely fine gold and gemstones. This system has evolved from our Model 175 and 1753, with sluice box extensions that measure 4 feet in length and 12 inches in width. Each sluice extension will increase the recovery of values and extend the time between cleaning the sluice of concentrates. Each sluice extension is equipped with a conversion kit including suspension support legs that give added support for any terrain. Specify recovery for Gold, Diamonds or both as they have different riffle configurations. Available as a concentrator for large operations. The Power Sluice Combination Dredge is equipped with a 3 inch diameter suction system that is 20 feet in length. This combination makes it possible to vacuum material directly into a collection hopper where it is washed, separated and classified.



Power Sluice Combination Dredge shown with dredge and optional suction system

Model	Combination Power Sluice	Sluice Dims	Engine & Pump	Pressure Hose	Foot Valve	Suction Hose	Weight	Shipping Wt.
175X8	Concentrator	8 Feet x 10 inches	P185 - GX200 Honda	50 ft. NH1.5	FVA25E	N/A	112 lbs.	194 lbs
175X12	Concentrator	12 Feet x 10 Inches	P185 - GX200 Honda	50 ft. NH1.5	FVA25E	N/A	112 lbs.	194 lbs
1753X8	Combination Dredge	8 Feet x 10 inches	P185 - GX200 Honda	50 ft. NH1.5	FVA25E	3" x 20'	172 lbs.	264 lbs
1753X12	Combination Dredge	12 Feet x 10 Inches	P185 - GX200 Honda	50 ft. NH1.5	FVA25E	3" x 20'	192 lbs.	264 lbs

POWER SLUICE CONCENTRATOR & DREDGE

1753 Mounted on PFA45A Float Kit



3 Inch Floating Dredge & Power Sluice "Power Sluice" Combination dredge Model 1753 mounted on floats.

Operate as a floating dredge or bank mount for operation in shallow stream beds. Can also be operated hundreds of feet away from the water source when used as a "power sluice". An optional air compressor system for diving underwater is also available making this is an extremely versatile package.

Model PFA45A Flotation Conversion Kit

Convert your Power Sluice. Weight 45 lbs. - Shipping weight 210 lbs.

NEW HIGH PRODUCTION POWER SLUICE AND COMBINATION DREDGE

MODEL 17820CA




The new model features a hopper that is nearly twice the size of the earlier model. It is longer and wider to accommodate greater volume. It also comes with two sizes 1/4 inch and 3/8 inch removable classifier screens. Both screens are curved to improve degrading of clay and hard packed material and accommodates a rounded shovel. The new recessed spray bar is protected from impact of larger rocks and provides stronger and wider spray for a more complete washing of material. This Power Sluice is 20 inches wide, 8 feet long and capable of processing up to four cubic yards per hour. Model 17820CA includes only the concentrator less motor and accessory hoses. Model 17820 comes complete with a P185H motor, pump FVA 25E intake assembly and 50 feet 2 inch Nylobraid hose with couplings to complete the system. Model 178203 is equipped with a 3 inch suction nozzle and 20 feet of 3 inch suction hose. This combination makes it possible to vacuum material directly into the hopper where material is processed, and classified. Optional 4 foot extensions with legs are available in (Model #177E). This new improved Model can now handle up to a 4" dredge input. Larger engine and pump may be required due to particular working conditions. The hopper is designed to accommodate intake sizes from 2 1/2, 3 and 4 inch.

Model	Description Power Sluice	Sluice Dimensions	Engine & Pump	Pressure Hose	Foot Valve	Suction Hose	Weight	Shipping Weight
17820CA	Concentrator	8 Feet x 20"	N/A	N/A	N/A	N/A	110 lbs.	205 lbs.
17820H	Complete w/ Engine & Pump	8 Feet x 20"	P185 - GX200 Honda	50 ft. NH2	FVA25E	N/A	183 lbs.	287 lbs.
17820B	Complete w/ Engine & Pump	8 Feet x 20"	P185 Briggs 6.5hp	50 ft. NH2	FVA25E	N/A	183 lbs.	287 lbs.
178203	Combination 3" Dredge	8 Feet x 20"	P185 - GX200 Honda	50 ft. NH2	FVA25E	3" x 20 feet	228 lbs.	338 lbs.
178203H	Combination 3" Dredge	8 Feet x 20"	P185 Briggs 6.5hp	50 ft. NH2	FVA25E	3" x 20 feet	228 lbs.	338 lbs.

HIGH PRODUCTION POWER SLUICES WITH MIRACLE MAT

Model 176244



This new commercial power sluice has been designed and tested in the beaches of Nome Alaska where ultra fine gold recovery and larger capacity is required. Designed to accommodate additional connecting sluices for prolonged run time and greater capacity. This sluice 6 feet long 24" wide and is lined with our new rubber molded **Miracle Mat Riffle** that is acclaimed to be the most effective gold separating device on the market. The sluice box breaks down into two connecting sections, each supported by adjustable legs. The top hopper is designed with 3/16 inch woven wire mesh to classify the size of material entering the recovery box. Check Keene Engineering's web site for video presentation. Capacity 1 1/2 cubic yds. per hour. Large enough to keep two men busy shoveling.

MODEL	Description Power Sluice	Sluice Dimensions	Engine & Pump	Pressure Hose	Foot Valve	Foot Valve Hose	Weight	Shipping Weight
17624CA	Concentrator	6 Feet x 24 inches	N/A	N/A	N/A	N/A	65 lbs.	122 lbs.
176244	Combination	6 Feet x 24 inches	PHP1604 - GX120 Honda	50 ft. NH1.5	FV20	20 Feet	150lbs.	215 lbs.

MIGHTY MIDGET DRY WASHERS - HAND CRANK OR BATTERY POWERED

- 1. Air Gravity Separation:** The material is placed in suspension action of the bellows passing air up through the cloth. The heavier material & black sand settles & becomes entrapped behind the riffles.
- 2. Vibration Concentration:** The crank action vibration from the bellows assist in settling heavy values.
- 3. Large Hopper:** The oversized Marlex hopper with an adjustable flow control gate provides an even distribution of material, increases capacity and improves recovery.
- 4. High Production Recovery Design:** New Dual Riffle Design for higher production. The riffle tray is removed with our advanced snap latching system, making the clean up process easier.
- 5. Vibrating Shaft and Bellows:** Hand crank or optional 12 volt motor operates the vibrating crank shaft causing the heavier materials to settle faster for improved recovery.

Model DW2: Hand crank model only. Weight 32 lbs. - Shipping weight 70 lbs.

Model DW12C: 12 volt electric conversion kit for DW2 (Convert hand crank to 12V electric drive and have both). Requires one 12 volt battery (not included). Weight 8 lbs. - Shipping weight 11 lbs.

Model DW12V: Combination electric driven & hand crank model. 12 volt battery not included. W.t 40 lbs. Ship wt 50.lbs.



Model 140S Vibrostatic® Backpacking Concentrator With "New Hi Vac" System

Model 140S Drywasher

We have incorporated many of the **patented designs** of the Model 190 into our improved Model 140S. Some of the new features include **"Soft Bed Technology"** that creates greater electrostatic charged recovery bed. **"Scrubbing Pins"** for early separation of gold and even flow before entry into the recovery tray. **"New Improved Vibrator System"** creating greater vibration at lower engine speeds for increased gold production. **"Blast Gate Technology"** enables the user to make infinite adjustments to vibration and air pressure in the recovery container. The folding support legs are now equipped with **"Vibration Transfer Brackets"** that transfer energy to the hopper for more complete and efficient classification. The folding support legs also makes this model easy to assemble and comes with 10 feet of heavy duty 3 inch ducting hose. The hopper has been enlarged for greater capacity to include steeper sides to prevent material build up. Weight 34 lbs. Shipping weight 43 lbs.

Model HVS Improved with the High Quality Makita 4 Cycle Engine.

A powerful gas powered dry vacuum system that makes it possible to vacuum and clean gold deposits from cracks, crevices and moss. The HVS also runs the 140S dry washer. Runs all day on just one gallon of gasoline. Includes: a crevice nozzle A27 crevice tool, 6 foot suction hose, 10 inch gold pan, a Gold Prospector's Digest, a new screw on lid with double ports, enabling the motor to set upon the bucket while powering the drywasher, a GBS1 sniffer bottle, a funnel and gold vial. Weight 19 lbs. Shipping weight 25 lbs.

Model 140SHVS (Hi Vac Power System with Model 140S)

Save with this perfect match for efficiency and portability. Complete with all the accessories to start a dry washing operation. Comes complete with 10 feet of 3 inch hose to connect the two units to be used as a complete dry washer. Weight 53 lbs. Shipping weight 68 lbs.




Backpack weighs
Only 4 lbs.
Shipping Wt 6 lbs.

Backpack (BP5) not
included See page
26 for BP



Model 140SHVS Mini Dry
washer shown above
with "Hi Vac System"



Model 151S Vibrostatic® Concentrator with Hot Air induction Patent #4615797

The Model 151S has proven to be the world's leader for over 5 decades. It has only been surpassed by our New Model 190 series combination dry washer. We have incorporated many of the **patented designs** of the Model 190 into our improved Model 151S making it comparable. Some of the new features include **"Soft Bed Technology"** that creates greater electrostatic charged recovery bed. **"Scrubbing Pins"** for early separation of gold and even flow before entry into the recovery tray. **"Preheated Air"** up to 50 degrees above ambient temperature is ducted into the radial blower to assist in drying damp material. **"New Improved Vibrator System"** creating greater vibration at lower engine speeds for increased gold production. **"Blast Gate Technology"** enables the user to make infinite adjustments to vibration and air pressure in the recovery container. The folding support legs are now equipped with **"Vibration Transfer Brackets"** that transfer energy to the hopper for more complete and efficient classification. The folding support legs also makes this model a dream assembly and also comes with 10 feet of heavy duty 4 inch ducting hose. The hopper has been enlarged for greater capacity to include steeper sides to prevent any possibility of material build up. Weight 97 lbs. Shipping weight 113 lbs

New and improved professional series Briggs and Stratton with 2 part air cleaner, oil filter, cast iron sleeve with full ball bearings. Built to last.



Engine	Blower Capacity	Discharge	Fuel Capacity	Fuel Efficiency	Capacity Per hour
5.5 hp	4" x 400 CFM	10' x 4" Hose	1 Quart	3 Hours per gallon	Exceeds 2 Tons

MODEL 190 SERIES DRYWASHER-HIGH BANKER-DREDGE COMBINATION

You can have it all, just one machine for all seasons. The ultimate rolling drywasher and portable combination high banker & dredge.



Model 191

Model 190 series Drywasher & High Banker Dredge Combination. This is the most advanced and user friendly on the planet with “**Six Unique Patents**” to its credit. Including “**Soft Bed Technology**”, creating a whopping 7 milliamps of constant current resulting in an electrostatic charge ten times greater than any other drywasher. It also creates a positive charge on all dust particles that reacts to the negative charge of the ground, creating “virtually a dustless environment”. “**Blast Gate Technology**” provides for infinite adjustment of vibration and air pressure. “**Scrubbing Pins**” separates and liberates stubborn gold and creates an even flow of material. “**Enclosed Riffle Bed**” creates a dust free environment and a compact single unit design for an extremely efficient machine. In a matter of minutes the 190 transforms to an extremely effective high banker and dredge. The 190 drywasher provides unmatched fine gold recovery, outperforms all drywashers and even rivals efficient wet systems.

Model 191 includes the drywasher a 5.5 hp. Briggs & Stratton Professional Engine with enhanced air cleaner & oil filtration and 10 feet of heavy duty ducting hose. Can process up to 3 yards per hour. Weighs 90 lbs. Shipping weight 120 lbs.

Model 192K High Banker Conversion Kit The sluice box extension, spray bar and grizzly classifier takes under 3 minutes to add or remove. Internal recovery board consists of a ribbed carpet expanded metal and Hungarian Riffles. The external sluice utilizes our famous rubber riffle that does a phenomenal recovery job due to the variety of riffle designs. Weight 15 lbs. Shipping weight 20 lbs.

Model HBCKE Kit Adds the motor pump, foot valve, 25 feet of lay flat hose and couplings, for high banking as illustrated on page 14. Weight 26 lbs. Shipping weight 32 lb

Model 1922K Dredge Conversion Kit This dredge Conversion includes 15 feet of 2 inch suction hose, suction nozzle, pressure hose assembly and suction hose adapter bracket. This model requires kits **192K** and **HBCKE** making a very effective dredging system. Weight 19 lbs. Shipping weight 23 lbs.



Model 192 kit added

Kits 192K, 1922K & HBCKE

MODEL 160 MINI SERIES DRYWASHER-HIGH BANKER COMBINATION

This mini combination drywasher high banker has all the same amazing features as the professional 190 series. This smaller version is extremely lightweight and compact making it ideal for packing into remote locations. The new model 160 provides super fine gold recovery with a dustless operation making this the perfect machine for family outings in both dry and wet areas. The drywasher can handle up to 3/4 of a yard per hour, more than enough capacity to keep one man extremely busy. Weighs only 29 lbs. and can be picked up and carried by one hand with its detachable handle.



Model 160

Light enough to be carried by one hand with its detachable handle



Model 16012VK Kit



Model 160



Model 161HVS

Model 160 Drywasher only. Drywasher only. Weight. 29 lbs. Shipping weight 40 lbs.

Model 161HVS Drywasher HVS and hose. Drywasher with New 4 cycle blower, High Vac System and hose. Weight. 44 lbs. Shipping weight 70 lbs.

Model 16012VK 12 Volt Wet Conversion Kit. Complete with Miracle Mat sluice extension, 12 volt pump, and attachable plumbing and wash down hose with nozzle. Weight 8 lbs. Shipping weight 12 lbs.

NEW COMMERCIAL DRYWASHERS COMING SOON



NEW 210 Series Commercial Dry Washer

Capable of processing 4 to 6 tons per hour. Low dust technology all the same features as the 190 series drywasher. New single blower with the new 7 hp engine, 1500 cfm blower and 10 feet of 6 inch blowerhose. Not shown 36" wide by 4foot long recovery riffle area. Ideal for the adding into larger equipment.



New Mega 200 Commercial DryWasher

Designed to handle to 4 tons per hour. Traditional type drywasher mounted on wheels for ease of moving. All the new features of our world famous 151S with vibrating hopper, scrubbing pins, soft bed technology, high efficiency vibrator and blast gates. Equipped with new high performance 6 inch blower producing over 1000 cfm.

MINI POWER SLUICE MODEL MPS

New self contained 12 volt recirculating Mini Power Sluice is the perfect tool for prospecting, sampling and concentrate clean up. Can be used at campsite, waters edge or desert areas where water is not available. Comes with a folding heavy duty vinyl water reservoir to conserve storage space and a 1100 gallon per hour re-circulating water pump that can be run from any auto or motorcycle battery. (Battery not included). Includes stainless steel adjustable legs and stand with self leveling feet and stainless steel classifying screens. The sluice box is lined with our new "Hi Low" molded rubber riffle for fine gold recovery. It is also supplied with a smaller pre-riffle for checking the contents for values without removing the lower larger riffle. Lightweight and requires no tools for quick and easy set up. Dimensions: 36" long x 15" wide x 40 inches in height. When used for processing concentrates, remove existing rubber riffle and replace with our new (Optional Miracle Mat Riffle) that is designed to clean heavy black sand concentrates. Miracle Mat fits into place securely with existing hold down push rods. Weight: 16 lbs. Shipping Weight: 25 lbs. **Miracle Mat Replacement Riffle - Part Number: MPSMM**



<https://www.youtube.com/watch?v=STdwltYL43I>

ST1 SHAKER TABLE WITH MAGNETIC SEPARATOR

This compact shaker table will concentrate gold as well as other values down to 500 mesh and will process up to 250 lbs. per hour of placer or hard rock material. Ideal for use with large rock crushers and active placer operations. Table will process material as large as 1/4 inch and is equipped with built in nugget traps. All eccentrics have ball bearings for long life and precision action. Equipped with a magnetic agitator that helps liberate the gold and provides superior recovery.

Table has 4 discharge ports:

Port #1: Pure Gold - Port #2: Roughing Port

Port #3: Midlings - Port #4: Tailings

Table must be bolted down. Requires 110 Volt power source. Dimensions: 43 inches long x 17 inches wide Weight 60 lbs. Shipping weight 100 lbs.

Model ST1B Welded steel base not included

Dimensions 30" x 22" x 21" Shipping weight 75 lbs



Shown with optional base

SUPER CONCENTRATOR

New Riffle Design Recovers Micro-Fine Gold (Miracle Mat)



Close view of new Miracle Mat rubber riffle



Model KSCR Keene Engineering has developed the perfect concentrator riffle so you can experience fine gold recovery never before achieved with a sluice box. This is a professional clean up tool constructed of quality parts that are built to last. The first Hungarian riffle molded into a rubber mat and built into a portable concentrator sluice measuring 44 inches long by 8 inches wide with built in header box, plumbed with an adjustable flow valve to meter water flow and separate spray nozzle for clean up. Included with adjustable brackets, two 5 gallon buckets and a 12 volt 1100 GPH pump. Capacity 100 lbs. per hour. Operates for 8 hours on a typical automobile battery. Battery not included. Weight 25 lbs. Shipping weight 75lbs.

MIRACLE MAT is also sold separately by the inch (up to 35 inches) \$5.75 per linear inch x 35 inches long. Item #KSCRM.


Model GCB Gold Concentrating Bowl

Model GCB Gold Concentrating Bowl



Optimum performance use stacking screens PSCS112

Recover fine gold quickly and easily from water flow of a garden hose, or battery powered pump. Uses only 3 gallons of water per minute. No parts to wear out or replace. Made of high impact plastic. Take it with you to the field, set it up on its compact folding legs. Requires screening for proper use Size: 13 inches x 5 inches Weight 3 lbs. Shipping weight 4 lbs.



SUPPORT LEVELING CLIPS Model GCBSLC

Support leveling clips for operation of the bowl on a 5 gallon bucket. Attach 3 support clips to the top of the bucket enabling the operator to level the bowl. Shipping weight 1 lb.

SPIRAL CONCENTRATOR GW25

Professional 25 inch spiral gold wheel produces unparalleled performance. Recover ultra fine gold better than anything you have ever seen before. This amazing recovery is due to its soft rubber spiral wheel that has an extremely sharp, cupped edge riffle. Experience precise and smooth speed control with a geared, multi-bearing spiral wheel. Equipped with electrical back panel with replaceable fuse, speed control, plug in battery, pump terminals and on/off switch. Another unique feature is the metered gold tube that easily screws into the back of the wheel to remove values and a black sand collection funnel to collect concentrates during initial run. Equipped with a flow controlled manifold with additional ports for 2 perimeter jets that balance the flow of material entering the bowl. The water flow tube has metered water jets for precise flow. Attach the three stainless steel legs and connect a 12 volt battery and your ready to GO. Includes a 750 gallon per hour 12 volt pump, wash down hose, nozzle, filter sieve and a recovery gold pan. 5 gallon bucket & battery not included. Weight 28 lbs. Shipping weight 40 lbs. Capacity up to 400 lbs. per hour



Complete Kit

Spiral Automatic Feeder Model GWF

This unit provides an automatic feed to the bowl. Pour your concentrates into feeder trough, adjust water flow and watch the results. This new automatic feeder adapts easily to the Spiral Gold Wheel. Simply connect it to the port provided on the lower left side of the bowl. Kit includes: multi adjustable arm, an adjustable spray bar and manifold with swing away feature for access to wheel for cleaning. Feeder tray with multiple adjustment knobs, battery terminals, manifold feeder including all hoses and clamps. **If your unit does not include the new 1100GPH pump, you must purchase an additional pump for the kit. See special kit pump K1100 gph for additional 12 volt pump with adapter.** Weight: 4 lbs. Shipping weight 10 lbs.



Swing away feeder

ROCK CRUSHERS

Model RC1 Rock Crusher

This amazing rock crusher is ideal for the gold prospector who is interested in a light-weight and economical high-speed machine. Material is gravity fed into the hopper and drops into the center of a high-speed tube. The centrifugal force throws the rock into a hardened steel impact wall at speeds in excess of 400 miles per hour. The harder the rock, the easier it shatters into powder. If any uncrushable particles are fed into the unit it will automatically pass them without damage or hesitation. When affixed to a five-gallon bucket, this unit provides a very low dust environment. Ideal for crushing all types of quartz, schist, limestone and much more. This machine is also ideal for crushing black sand concentrates to release any encapsulated micron gold. Mounted to a vertical 5 hp. engine, capable of producing up to 100 pounds of grind an hour in a single pass. Multiple passes are required for finer grinds. Designed primarily as a pilot mill and not a production machine. This unit will handle a maximum rock size of approximately one inch. **5 Gallon bucket not included** Weight 85 lbs. - Shipping weight 100 lbs. **# RC1CB Replacement Crusher Blades are now available.**



Model RC-46 Rock Crusher with "Roller Scraper" Amazing 3 Stage Compact Rock Crusher

Model RC-46 quickly crushes 4" x 6" Rock into ultra fine powder. Over 50 years of manufacturing has proven this model to be a tried and tested reliable work horse. Rock is quickly crushed into 1/8 inch in size through the first stage jaw crusher and automatically delivered into the roller mill which reduces the material into fine powder. Material is then processed through the roller scraper, that further reduces the material into "Fine Powder". If finer grinds are required you can run the material the 2nd time. Engineered for the professional for continuous duty operation and years of dependable service. Designed for production with the highest quality material and components available. Built as compact as possible for ease of handling and manoeuvrability. Comes equipped with trailer for easy handling and transportation, or permanent base for stationary applications. Oversize material may require an additional pass. All replaceable and wear parts are designed with the operator in mind for easy adjustment and replacement in the field. Powered by an GX390 Honda engine with a 6 to 1 gear reduction for dependable service.



Model RC46T

Model RC46



Model RC46E



RC-46 Rock Crusher Specifications

Jaw Size	4 inch x 6 inch
Roller Size	Two 6-inch rollers
Roller Scraper	Spring loaded
Wear Plates	Replaceable
Wear Parts	#4340 Hardened Steel
Browning Tapered Roller Bearings	
Capacity	Up to 1 ton per hour.
Weight Base Mounted	Weight 570 lbs.
Shipping weight	630 lbs..
Size:	21" x 48" x 43"
Model RC46T Trailer Mounted	
Weight	660 lbs. Shipping weight 760 lbs.
Size	50" x 48" x 74"
Model RC46E Electric Driven	
Electric, base mounted & powered with a heavy duty 7.5 hp, 230 volt or 460 volt 3 phase.	
Weight	570 lbs. Shipping weight 630 lbs.
Size	21" x 48" x 43"

NEW 3 STAGE RC46 CRUSHER WITH DOUBLE ROLLER

Model RC46DR Rock Crusher Just got Better! The New Improved Crusher now produces more material and a finer grind on a single pass.

This stout 4" x 6" Jaw quickly crushers all material down to 3/16" then falls into the first roller mill that takes it down from 30 to 80 mesh. Then the pre-crushed material drops into a second roller mill, reducing the material to 80 to 150 mesh. With the upgraded double roller mill option, you can do it all in one pass. We have also improved the overall design and quality by building each component in modular sections. The top section is the 4" x 6" jaw crusher. The next 2 components are the new double rollers sections. This new design also makes it easier to service. If you purchase just the RC46 after June 2016 you can add the second set of rollers at a later date.

Jaw Crusher

Double Roller

New Modular Design

RC46DRT



Modular Roller

New!



RC46DR Base Mounted
Weight 670 lbs.
Shipping weight 730 lbs.
Size: 21" x 48" x 55"
RC46DRT Trailer Mounted
Weight 760 lbs.
Shipping weight 860 lbs.
Size 50" x 60" x 74"
RC46DE Electric Motor Base Mounted.
Weight 670 lbs.
Shipping weight 730 lbs.
Size 21" x 48" x 43"
RC46DRK Conversion for 2016 RC46 Crushers
Sprockets chains engine stand belt guards. 125 lbs
Shipping weight 150 lbs.
Size 24" x 24" X 24"

RC-812 2 STAGE COMPACT ROCK CRUSHER



New!



22 hp Kohler Diesel Engine

Model RC-812 quickly crushes 8 inch x 12 inch rock into fine powder. Over 50 years of manufacturing has proven this style to be a tried and tested reliable workhorse. Rock is quickly crushed into 1/4 inch in size through the first stage jaw crusher and automatically delivered into the roller mill, which reduces the material into fine powder from 30 to 80 mesh. Material is then processed through an additional roller that further reduces the material down to 80 to 150 mesh. Engineered for the professional for continuous duty operation and years of dependable service. Designed for production with the highest quality material and components available. Built as compact as possible for ease of handling and manoeuvrability. Equipped with an optional trailer for easy handling and transportation, or permanent base for stationary applications. All replaceable and wear parts are designed with the operator in mind for easy adjustment and replacements in the field. Powered by a 22 hp diesel engine and an electric motor with a 6 to 1 gear reduction transmission for dependable service. Fuel tank not included.

MODEL	POWER	WEAR PLATES	DIMENSIONS	CAPACITY	WEIGHT	SHIP WEIGHT
RC812D	25 hp Kohler Diesel	REPLACEABLE	48" x 78"	3 Tons per hr.	2200 lbs	2800 lbs.
RC812DT	25 hp Kohler Diesel	REPLACEABLE	Coming Soon	3 Tons per hr.		
RC812E	20 hp 3 Phase	REPLACEABLE	48" x 78"	3 Tons per hr.	2100 lbs.	2700 lbs.

HOLY MOLEY VACUUM DIGGER HOLE BORING TOOL with PORTABLE HVS (HMDA)



The perfect tool to add to your exploration equipment is the vacuum assisted Model HMDA Digger that bores clean, straight, holes 7-9 inches in diameter down as deep as 10 to 15 feet or more. The digger powered by the Keene Model HVS makes this system portable for remote applications. The digger also works well with standard Shop-Vacs of 180-200 CFM. Capable of digging through hardpan, hard packed clay, compact soils, and soils with sand and gravel, makes the HMD a perfect tool for sampling before bringing in the heavy equipment. The HMDA comes in a kit that requires standard 6-inch Green Sewer Pipe, 2-inch PVC water pipe, and a Shop-Vac. Pipe samples are included in the kit. The cache tube kit is available for storing equipment underground.

Bores Clean Hole	HMDA Digger Kit	HDMR Digger w/Ream	HDMATK Tube Kit
------------------	-----------------	--------------------	-----------------



METAL DETECTORS FOR GOLD RECOVERY

Keene Engineering distributes all of the most popular Metal Detectors such as MINELAB, FISHER, GARRET & WHITES

Fisher Gold Bug 2 Lightweight & extremely sensitive to small gold nuggets, duel control balance, operating frequency 71htz. Available with 6 1/2" or a 10" elliptical search coil. Totally automatic or manual.

White's GMT Goldmaster Auto ground balance. Tracts & adjusts while you hunt. Sets ground balance instantly. Iron ID bar graph. Displays amount of magnetic minerals. Variable self adjusting threshold. Finds nuggets large & small, plus coins too. Extremely sensitive

GPX5000 The world's most advanced pulse induction technology. Eight (8) timings, (8 detectors in 1). The greatest depth advantage to find gold (find all the gold in all ground conditions). Turn on and go (with automatic functions and-preset search modes). Comes with two (2) coils.



MINELAB

PAT KEENE'S 2.4 OUNCE NUGGET found January 2012 in the Mojave Desert with his GPX 5000 MINELAB



KEENE'S WORLD FAMOUS SLUICE BOXES

Produce quantities of concentrates ten times faster than panning.

A51A - Super Mini Sluice:


The lightest most compact sluice box with all the features of a professional sluice. Including removable flare for backpacking. Ideal for small creeks and for testing small placer deposits. Size: 33 inches long x 6 1/2 inches wide, 4.5 inches high with 11 inch flare. Weight 5 lbs. Shipping weight 8 lbs.

A51 - Mini Sluice

The standard sluice for lightweight prospecting. Our most popular medium size sluice for all around use. Handle for balanced carrying. Size: 36 inches long x 10 inches wide x 4.5 inches high Weight 5 lbs. Shipping weight 12 lbs.

A52 - High Production Hand Sluice

This sluice box has been the standard of the industry for decades. Designed with a wider flare for increased flow and made longer for greater capacity. Can also be upgraded to a power sluice The flare is detachable for storage and packing. Handle for balanced carrying. Size: 51 inches long x 10 inches wide x 4.5 inches high with a large 18 inch flare. Weight 11 lbs. Shipping weight 16 lbs.



Sluice Box Extension Adapter A52EB

This adapter connects the sluice box extension for a A52 sluice box. Extend your A52 sluice box an additional 3 feet with this extension bracket to double the recovery of concentrates and fine gold especially in heavy black sand conditions. (A52EB). Some drilling & assembly required. Weight 1lb. Shipping weight 2 lbs. Use an additional A52 for the extension.

KEENE'S FOLDING SLUICE BOX A52P

A super lightweight aluminum folding sluice box that incorporates the newest technology in rubber riffles. We have taken the best parts of our previous folding plastic sluice and introduced our highly successful rubber riffle design. The rubber riffle design works fantastic in both fast and slow water conditions. We have tested this riffle design for several years and are amazed at its high capacity and exceptional fine gold recovery. Easy clean up, slide the riffle section out, set the sluice in a bucket and rinse with water. The recovery riffle area is 40 inches in length, totaling 63 inches overall. It weighs only 9 pounds and folds up into a small package quickly and easily with a strap for carrying or backpacking. Stays straight and rigid, will not buckle or flex. This model is compatible with our power sluice conversion kits. Shipping weight: 15 lbs.



Heavy Duty Latches



GOLD PANS AND SIEVES



Super 3 Stage Gold Pans SP12 & SP14

Pan three times as fast as a conventional gold pan. Has three surfaces that perform specialized tasks. **1st.** - The coarse riffled area is used to "rough out" the majority of the material. **2nd.** - The textured area is used to pan any remaining black sands. **3rd.** - Use the "smooth surface" until only gold remains. Green color. Lifetime guarantee. Shipping weight 2 lbs. Made in USA

SP12: 12 inch diameter 3 Stage Gold Pan
SP14: 14 inch diameter 3 Stage Gold Pan



New Blue Gold Pans

Ideal gold pan for beginners or pro's. Includes deep ribs for quick panning and small ribs for fast final panning with large base. The bottom of the pan has a sticker showing basic gold panning instructions. Shipping weight 2 lbs.

GPB10 10" Pan **GPB12 12" Pan**
GPB14 14" Pan **GPB16 16" Pan**



Original Black Plastic Gold Pans

Our heavy duty black plastic gold pans have been considered the standard in the industry for decades. Designed with riffles, a drop center bottom that will trap fine gold and a textured surface to help prevent a loss of values. Lifetime guarantee. Ship weight 2 lbs. Available in three sizes: Made in USA.

GPP10-10" Pan **GPP12-12" Pan**
GPP14-14" Pan **GPP16-16" Pan**



Copper Gold Pans

These heavy, pure copper gold pans are an absolute must for your collection. These beauties can even be used for awards or presentations. Available in six sizes. Ship weight 2 lbs..

GPC6 6" **GPC12 12"**
GPC8 8" **GPC14 14"**
GPC10 10" **GPC16 16"**



Steel Gold Pans

Heavy duty gold pans. Improved design with drop center gold trap and wide leading edge for faster and easier panning. Shipping weight 2 lbs..

GPS6 6" **GPS12 12"**
GPS8 8" **GPS14 14"**
GPS10 10" **GPS16 16"**



Ribbed Steel Gold Pans

Steel gold pans with riffles spun entirely around the pan. A handy hole in the rim of the pan for hanging from belt. Available in four sizes. Shipping weight 2 lbs.

GPE10 10" diameter
GPE12 12" diameter
GPE14 14" diameter
GPE16 16" diameter



Garrett Gold Pans

A popular gold pan. This ABS green plastic gold pan features a "gravity trap riffle" design and comes with a lifetime guarantee. Available in two sizes. Shipping weight 2 lbs.

GPG10 10" diameter
GPG14 14" diameter

CYCLONE WET OR DRY GOLD PAN & MINING KIT



Model GPCYK Complete Set As Pictured



Model GPCYP Includes: Gold Pan, 3 Sieves, Bottle & Adapter



Model GPCYS Includes: Gold Pan, Bottle & Adapter



Model GPCYS Includes: 3 Sieves & Sieve Base

This is the most advanced panning system that works for both wet and dry material. This Cyclone package provides the ultimate Gold Pan and Dry Pan. The best classifying screen system, all in the most compact storage system ever built. The cyclone sieve is equipped with snap in screen that allows you to carry just one very high quality sieve with a variety of sieves for every application. The dual handles make this the ideal sieve for easy transportation and robust agitation during classifying. The sieve also equipped with speed notches that allow the sieves to be rotated on top of a bucket with lower friction and longer life. The kit comes 3 sieves, a 2 mesh, 4 mesh and 12 mesh. The Cyclone Pan is equipped with a blower tip that attaches to the foot pump making it a dry-washing pan, allowing to work in dry regions with ease. The foot pump with the air nozzle turns this package into a ideal sampling tool for sniping dry areas. The 14" cyclone pan also provides the ultimate in panning with the 5 large deep riffles for fast effective panning. The pan is also equipped with a vial attachment that drops the gold directly into the bottle flawlessly. The Cyclone pan and sieve lock together in place, making a ideal storage area for all your smaller prospecting gear and additional screens. The pan locks solidly together with a male/female notch with locking clips. This is also a ideal package from beginners to professionals and perfect for remote areas.

The World Famous Keene Classifying Sieves



PART	SIZE	MESH	PART	SIZE	MESH
CS2	.50"	2	CS20	.05"	20
CS4	.25"	4	CS30	.03"	30
CS8	.13"	8	CS50	.02"	50
CS12	.08"	12	CS100	.01"	100

The Stackable Series Sieves allow you to stack several sieves together for graduated classification. Classify your material before processing it through your sluice box, concentrator, gold pan etc. These sieves fit over most 5 gallon buckets for complete convenience and ease in processing. Made of stainless steel mesh and the same high impact plastic you have come to know and trust from Keene products.

Dimensions: Top 14"- Bottom 11"-Height 4 3/4" Shipping weight 2 lbs. Made in USA.

NEW RELIC & GEM SIEVES



Our most popular lower cost molded polyethylene high impact sieves are now available in 4 sizes, 1/4 inch, 3/8 inch, 9/16 inch and 3/4 inch. Stackable and fits onto the top of a standard 5 gallon bucket. The Stackable Series Sieves allow you to stack several sieves together for graduated classification. **Dimensions: Top 14"-Bottom 11"-Height 4 3/4"** **Shipping weight 2 lbs.** Made in USA.

Part #	SGP2	SGP3	SGP4	SGP5
Size	1/4 Inch	3/8 Inch	9/16 Inch	3/4 Inch

New Blue Classifying Sieves



The sealed retainer ring blue stackable Classifier sieves allows stacking several sieves together for graduated classification. The blue sieves lock into position with a 1/2 inch gap between the screens. This feature allows you to stack screens and size your material at one time. The screens can be stacked close together for backpacking into remote areas and is ideal for storage and shipping. You can stack 13 sieves in a more compact 12 inch tall stack. Sieves fit over most 5 gallon buckets. Constructed with stainless steel mesh and high impact plastic frame. **Dimensions: Top 14"- Bottom 11"- Height 3" Shipping weight 2 lbs.**

Part	Size	Mesh
BCS2	.50"	2
BCS4	.25"	4
BCS8	.13"	8
BCS12	.08"	12
BCS20	.05"	20
BCS30	.03"	30
BCS50	.02"	50
BCS100	.01"	100

Professional Stacking Screens. PSC 4 through PSCS12



Our newest screen stack and twist lock into place with stainless steel screens and high impact side walls that allow you to use this for sizing gold pieces as well as concentrates. These screens may be purchased individually or as a full 12 piece set. They are all 4" in diameter and comes in sizes (#4, #6, #8, #10, #12, #14, #16, #18, #20, #30, #50, and #100 mesh) with a lid and a bottom tray. They stack together with one another and may be used like a cocktail shaker. The complete set is offered that includes all of the sieves listed below, plus top cap and base. **PSCS12 . Complete Set of 12 Sieves Shipping weight 4 lbs.** Individual shipping weight per sieve is 2 lbs.

Part #	PSC4	PSC6	PSC8	PSC10	PSC12	PSC14
Size	4 mesh	6 mesh	8 mesh	10 mesh	12 mesh	14 mesh
Part #	PSC16	PSC18	PSC20	PSC30	PSC50	PSC100
Size	16 mesh	18 mesh	20 mesh	30 mesh	50 mesh	100mesh

WINCH ACCESSORIES



HDHOW - Heavy Duty Hand Operated Winch - This super heavy duty hand operated winch has a lift capacity of 4000 pounds and a pull capacity of 8000 pounds. This rugged, portable pulling power winch is constructed of malleable iron and is equipped with 40 feet of 5/16" industrial steel cable. 2 Year Warranty. Shipping weight 30 lbs.



WRC100 Heavy Duty Winch Cable

3/8th inch braided, galvanized steel aircraft cable. Designed for use with our HDW1 Heavy Duty mechanical winch. Cable comes 100 feet in length with one end complete with hook and bare end for attaching to the winch. Shipping weight 30 lbs.



WRC Rock Choker

This rock choker is ideal for pulling out large boulders, trees and other large obstructing material. The choker simply slips around then tightens like a slip knot. Very easy to set and release with a quick release loop block. Cable measures 18' x 3/8". Shipping weight 14 lbs.



WRN Rock Net

This 12 foot long rock net is a must for any boulder moving operation and takes only a few minutes to set up. The rock nests securely in the net with only minimal slippage. Constructed of 3/8" heavy duty 8000 pound test cable. Shipping weight 16 lbs.



WSB - Snatch Block

This 4 inch snatch block can nearly double the capacity of any winch and has a capacity of up to 7000 pounds! Can be used with either a 5/16" or 3/8" cable. Shipping weight 8 lbs.

PROSPECTING ACCESSORIES



Sample Bottles

Quality clear glass and plastic vials are used as a standard measure for determining approximate weight of gold. Ideal for displaying and protecting your gold specimens. (Part numbers with "P" indicate plastic bottle.)

Part #	Capacity	Size
A17	2 dwt.	1 1/4" x 1/4"
A18	1/2 oz.	1" x 1/2"
A18P	1/2 oz	1" x 1/2"
A19	1 oz.	1 3/4" x 1/2"
A19P	1 oz.	1 3/4" x 1/2"
A20	2 oz.	2 1/4" x 3/4"
A72	3 oz.	2 1/2" x 3/4"
A73	3.5 oz	2 3/4" x 3/4"
A86	4 oz	2 1/4" x 1"
A87	6 oz.	2 3/4" x 1"
A88	9 oz.	3 3/4" x 1"
A89	10 oz.	4 1/4" x 1"



Gold Pokes

High quality skins have a draw string for securing your items in the pouch.

GP1 Doe skin pouch holds 4 oz. vial

GP2 Doe skin pouch holds 2 oz. vial

GP3 Cow hide pouch holds 2 oz. vial
Shipping weight 1 lb

PROSPECTING ACCESSORIES



**EL8-10x
Economy
Magnifier**

Folding Magnifier with unbreakable Plastic Lens Holder and has a Aluminium anodized cover also. Contains two lenses for convenient pocket use. Shipping weight 1 lb



**EL9 - 10x
Economy
Magnifier**

A swing-away unbreakable case of tough durable plastic serves both as a handle and as a protective case. Triple Lens Diameter 25 mm. Shipping weight 1 lb



**ELD10-10x
Hexagonal
Achromatic
Loupe**

This large loupe gives you 10x power magnification and the case included. Shipping weight 1 lb.



**ELT10-10x
Achromatic
Triplet**

High quality 10x power triplet lens Case included. to preserve its highly polished finish. Shipping weight 1 lb.



**ELT11 - 10x Deluxe
Achromatic Gold Triplet**

High quality professional 10x power triplet comes with its own case to preserve its highly quality polished finish. Shipping weight 1 lb.



**EL43
Watchmaker's Loupe**

12x power Watchmaker's Loupe. Fits comfortably around the eye while leaving hands free. Shipping weight 1 lb.



**A10
Achromatic
Loupe**

Wide field, 16x power triplet folding prospector's pocket loupe. Shipping weight 1 lb.



A65A Microscope

60x to 100x power compact and powerful pocket microscope with built-in light. Requires two AA batteries (not included) and comes with its own carrying case. Shipping weight 2 lbs.



**SNAP
Snappy Grip**

Permanent replacement handle for 5 gallon bucket. Avoid handle fatigue. Replace old handles with a comfortable carrying handle. Two handles included per package. Shipping weight 1 lb.



**A85 Polypropylene .
Funnel**

Clear plastic funnels are ideal for easy and precise filling of sample bottles. Shipping weight 1 lb.



A53

A71

Cast Iron Mortar & Pestle

A53 Capacity 1 pint. Measures 5 inches high. Weight 8 1/2 lbs. Shipping weight 12 lbs.
A-71 Capacity 1/2 pint. Measures 3 1/4 inches high. Weight 5 lbs. Shipping weight 8 lbs.



A16 Jewelers Fine Point Tweezers

These tweezers are ideal for handling extra fine specimens requiring needle points. 7 inches long. Shipping weight 1 lb.



A16C Curved Fine Point Tweezers

These stainless steel tweezers are the same instruments jewelers use for handling extra fine specimens. 7" inches long. Shipping weight 1 lb.



**A15A Stainless Steel
12 inch Long Tweezers**

Heavy-duty stainless steel. Used to extract large specimens from deep crevices or for scraping. Shipping weight 1 lb.



**A28A Big Orange
Gold Magnet**

This magnet is a must for removing magnetic sand from dredge and dry washer concentrates. Works wet or dry, instructions included. Weight 10 oz. Shipping weight. 1lb.



A28 Gold Magnet

A must for every prospector. Extracts magnetic sand from gold concentrate or black sand. Depress button to pick up magnetic sand and release button, sands fall free from the Gold Magnet. Shipping weight 1 lb.



GBS1 Gold Bottle Sniffer

Extract gold and values from a gold pan with suction. Squeeze bottle and release to draw gold into bottle. Ideal for depositing gold into specimen bottles. Shipping weight 1 lb.

PST Suction Tweezers



Clear polypropylene tweezers are ideal for saving time when extracting tiny gold particles from your gold pan. Shipping weight 1 lb.

GBSBS Gold Bottle Sheath

Soft leather belt sheath holds the gold bottle sniffer on belt or belt loop. Ideal for field use. Shipping weight 1 lb.



VT 6 Vibro Tumbler

A vibrating tumbler is a simple and efficient method. Clean impurities, polish rocks and gemstones in a fraction of the time of other conventional tumblers. 6 lb capacity Shipping weight. 7 lbs.

**VT6GK Tumbler Grit kit
Includes: 5 polish compounds**
Shipping weight 3 lbs.



Model GMCG Clay Gone

Drops clay and suspended material from water in seconds. Use in panning, tubs, concentrating tables and more. Compatible with soap & other surface additives. Shipping weight 1 lb.



GD Gold Drop

Often gold can be held in suspension by oils present in material while panning or using a small concentrator. Gold drop corrects that in a jiffy by doing exactly what the name says! 2 fluid ounces. Ship weight 1 lb.



A27A Premium Crevice Tool

Constructed of hardened plated steel with a hooked end for meticulous scraping in tight crevices. Includes a spooned end and scooped end that is extremely handy for the retrieval of fine scrapings. Shipping weight 2 lbs.



A27 Crevice Tool

An indispensable tool for scraping crevices clean of wet or dry material. Constructed of hardened plated steel with a hooked end for meticulous scraping in tight crevice. Get the gold out! Shipping weight 1 lb.

DETECTING DEVICES, PROSPECTING ACCESSORIES & TOOLS



PPSL Multibank Pocket Prospector UV Light

Provides both long wave & shortwave UV light commonly used by geologists and treasure hunters alike to detect fluorescent minerals. Runs on four standard AA batteries. Shipping wt. 2 lbs.



TS Treasure Scoop

Ideal digging tool for metal detecting. The scoop will not react to a metal detector. Made of rugged high impact plastic. Scoop material and pass over detector to verify values. Weighs 4.7oz. Shipping wt. 2 lbs.



CDS Coin Digger

Tool for digging out coins and rings. Zinc plated steel tool removes a clean plug from the ground. The comfortable grip with attached lanyard for ease of carrying. Shipping weight 2 lbs.



DT3 The Presidium Diamond Tester

The most Reliable Pocket Electronic Diamond Tester that meets most industry standards. Both visual and audible indicators. This portable rugged pocket size tester uses 3 AAA batteries (not included). Includes a compact carrying case, easy to understand instructions and has a one year warranty. Size: 160mm x 21mm x 30mm. Shipping wt. 2 lbs.



MF1 Magic Fingers

This is a tool used for metal detecting, dredging and dry washing. Easily scours out bedrock and hard surfaces. Has 5 independent spring steel rods pointing forward. By moving the sliding rod attached to the spring steel rods can regulate the width. The finger follow the irregular contour of bedrock and surfaces for ease of digging. Weight 7.2 oz Shipping weight 2 lbs.



SUPER SNIPER

The new super suckers are equipped with an adjustable and detachable Hydroscope with pull pin adjustment that enables the prospector to quickly and efficiently scan and vacuum crevices underwater. Comes with an ergonomic center grip and suction handles. Leave no stone unturned with these new crevis suckers. Available in two sizes.

A22S Super Sniper Crevis Gun 26" x 13 3/4" x 3" with a 3" Hydroscope. Weight 4 lbs. Shipping weight 8 lbs.

A23S Super Sniper Crevis Gun 37" x 16" x 5" with a 4" Hydroscope. Weight: 7 lbs. Shipping weight 10 lbs.

A23S Super Sniper



A23SH Hydroscope

Obtain visual advantage underwater with this Sniper Scope. Visibly magnify the tiniest specs of gold underwater even in turbulent areas. Fully adjustable with



BP5 Deluxe Ledge Heavy-Duty Backpack

This Backpack frame is heavy duty all around with welded tube construction and solid strapping for heavy loads up to 75 lbs. Padded shoulder and a waist belt top off this deluxe pack with fold down ledge. Weight 4 lbs. Shipping wt 6 lbs.



Bulb Sniffer

This sniffer with Stainless Steel metal probe is an invaluable tool for extracting small gold specimens underwater. You will wonder how you ever prospected without it! Shipping weight 2 lbs



A25 - New Deluxe Bulb Sniffer

Works just like our regular bulb sniffer only features a Stainless Steel metal probe, clear visible reservoir that allows values (such as gold) to drop into clear bottle. Unscrew and remove bottle for cleaning. Shipping wt 2 lbs.



A26 - Metered Bulb Sniffer

A new bulb sniffer that has a measured reservoir to visually inspect values. Extract small gold specimens with stainless steel probe and instantly visually inspect results. Shipping weight 2 lbs.

calibrated depth notch. The parabolic lens is par excellence. Dimensions 16" Long x 4 1/2" Diameter Weight 2 1/2 lbs. Shipping weight 5 lbs.

A22 - Backpack Super Sucker



New compact model, easy to carry and designed for the backpacker or sniper. Features a 1 1/2 inch x 14 inches in length vacuum chamber. Weighs only 1.50 lbs. Shipping weight 3 lbs.

A23 - Super Crevice Sucker



This handy tool is wonderful to use when metal detecting, working dry banks, dredging and more. Features a powerful 2 inch x 24 inch vacuum chamber with a 7" crevice tip. Lightweight and easy to use, just imagine all the gold you will capture that may have been missed! This model has a port for emptying chamber of material. Weighs only 3 lbs. Shipping weight 5 lbs.

APEX HEADLAMPS



HLVIZZ

The VIZZ is a feature-loaded headlamp with three distinct beam profiles easily accessed via a simple press, hold, or double press of the button. One Maxbright LED creates a powerful spot beam for long-throw illumination, a pair of white Ultrabright LEDs deliver a dimmable flood beam, and two red Ultrabright LEDs handle close-range lighting while preserving night adjusted vision. As with all of PTEC Professional Series headlamps, the VIZZ is waterproof (IPX7) and is equipped with regulated circuitry making the VIZZ lithium battery compatible. With practical features, the VIZZ is one headlamp to rule them all. 205 lumens. Burn time 150 hours. 3 AAA batteries Incl. Made in USA Shipping weight 1 lb.



HLAPEX

The brightest headlamp in our professional series, The **HLAPEX** has been a favorite of extreme outdoorsmen. The pinnacle of waterproof LED headlamp design, **HLAPEX** incorporates a single Regulated Maxbright LED plus four Regulated Ultrabright LEDs. **HLAPEX** is capable of a powerful spot beam or a bright flood, and two switches make changing modes intuitive. The four Ultrabright LEDs come in your choice of red, green or white. Proprietary heat sink technology allows the LEDs to burn brighter and longer. **HLAPEX** is compatible with alkaline batteries. 320 Lumens, 150 hours burn time, 4 AA batteries included Made in USA Shipping weight 1 lb.

HL5-21LED Headlamp Ultra Bright High Intensity

This adjustable headset is water resistant. Uses 3 AAA batteries not included. Adjust Light

To: 1, 8, or 21 LEDs Shipping weight 1 lb.



MORE PROSPECTING TOOLS

Estwing Supreme Rock Picks



**E314P 14 oz. E322P 22oz.
E323LP 23 oz. Long handle Pick**

This high quality, heavy duty rock pick is dredger's choice and will last a lifetime. The heavy duty blue rubber grip is ideal for underwater use, for comfort and visibility. Weight 1.25 lbs. Shipping weight 3 lbs.

E30 - Leather Grip



Estwing Rock Pick

Heavy duty rock pick. Ideal for the rock hound for breaking up dried materials when sluicing, high-banking or metal detecting.

Weight 1.75 lbs.
Shipping weight 4 lbs.

DETECTOR PICKS

Lightweight compact picks that really digs. A well balance pick that works great for dry washing, metal detecting, prospecting and much more. Built with hardened hardox 450 steel head, a heavy duty fiberglass handle and a foam rubber grip. Equipped with a super strong rare earth magnet mounted on the head that quickly removes metallic items from the working area. Made in America.

DP32- 24" Handle weight 2.5 lbs.

Shipping weight 5 lbs.

DP16- 16" Handle weight 1.5 lbs

Shipping weight 4 lbs.



New!



EHP - Estwing Geo Pick

Forged steel head and 26 inch long nylon grip enables a nice easy long swing. This is the best pick that you will ever own. Ideal for dry washing, dredging and sniping. A perfect size.

Weight 3 lbs. Shipping weight 7 lbs.

BS1 - Estwing Belt Sheath

Protect your tools with this fine crafted leather belt sheath from Estwing. Slip your rock pick into the slot and secure it with the heavy duty snaps. A must just for the extra hand it gives you in holding your pick!

Weight .20 lbs. Shipping weight 2 lbs.



A36 - Economy Prospector's Pick

This 22 ounce pick features a drop forged head, tubular handle and rubber grip. Excellent for light duty jobs. Weight 1.25 lbs. Shipping weight 3 lbs.



Estwing Crack Hammers

Top notch Estwing construction makes these crack hammers ideal for use with chisels and pry bars. Three sizes to choose from:

E32: 2.65 lbs. E33: 3.55 lbs.

E34: 4.5 lbs.

Shipping weight 6 lbs.



ERC7 Wide Splitting Chisel

This splitting chisel is made of tempered steel and features a molded, shock proof grip. 3" x 8.5". Shipping weight 3 lbs.



ERC8 - Splitting Chisel

This splitting chisel is made of tempered steel and features a molded, shock proof grip. 1 1/4" x 8.5". Shipping weight 3 lbs.



ERC9 Wedging & Prying Chisel

Estwing quality once again with this high quality, tempered steel chisel. Features the signature blue molded shock proof grip. Measures 1" x 12". Shipping weight 4 lbs.



ERC12 - 12 Inch Chisel

This tempered steel chisel is an excellent choice for working in deep pockets. Signature Estwing blue molded shock proof grip. Measures 5/8" x 12". Shipping weight 3 lbs.

GP18 - Gad Pry Bar



IT'S BACK!! An absolute must for any dredger for ease in splitting, prying, scraping as well as opening seams and crevices. Forged steel & "I-Beam" construction gives this pry bar superior strength. Length 18 inches. Weight 2 lbs. Shipping weight 4 lbs.



A35 - Pick-Mattock

This cast metal mattock features a hard wood handle and classic GI style pick and blade. Sure to make short work of breaking through hard material or other light duty materials. Weight 1.3 lbs Shipping weight 3 lbs.



DIG - U-Dig-It Hand Trowel

This is the ultimate hand trowel for prospecting and metal detecting. The heavy duty stainless steel trowel folds and slips neatly into its own handy belt sheath. Weight .50 lbs. Shipping weight 2 lbs.



BFS - Backpackers Folding Shovel

Folded, this compact implement measures a mere 9" x 6" package and easily fits into any backpack. With a simple flick of the wrist the steel construction fully extends into a rugged 23 1/2 inch length.

Weight 2.25 lbs.
Shipping weight 4 lbs.



A37 - Combination Pick & Shovel

Both a pick and a shovel in one tool that adjusts with a simple snap and lock. The ideal tool for prospecting excursions or even camping trips.

Weight 2.10 lbs Shipping weight 4 lbs.

Portable Gold & Diamond Scales



New!

ESG1 Digital Pocket Gold Scale

The ESG1 gold scale is more compact, accurate and less expensive. This scale has a maximum capacity of **1000 grams. Accurate to 1/10th of a gram.** Measures approximately 128mm (5 inches) long X 77mm (3 inches) wide X 20mm (.75 inch) in height. Features: stainless steel tray. Operates on 2 AAA batteries (included). Auto Off. Lighted Digital Display. Professional accuracy with Tare Feature. 5 year warranty. Weight 129 grams Shipping weight 1 lb.



ESM4 Digital Pro Magnum Scale

An extremely durable scale with lighted digital display. Maximum capacity of 1000 grams & **Accurate to 1/10th of a gram.** Also is a counting scale. Measures approximately 70mm (2.75 inches) wide x 100mm (4 inches) long x 20mm (1 inch) in height. Features: stainless steel platform & removable plastic tray. 3 AAA batteries (included) and auto off feature. Calibration weight included. Professional accuracy with Tare Feature and a 5-year warranty. Weight 116 grams. Shipping weight 1 lb.



ESV2 Digital Pro 1000 Scale

Compact heavy duty scale with lighted digital display. Maximum capacity of 100 grams & **Accurate to 1/100th of a gram.** Measures approximately (2.2 inches) wide x (4.2 inches) long x (.50 inch) in height. Features: stainless steel platform & removable sliding plastic tray. 3 AAA batteries (included) and auto off. Professional accuracy with Tare Feature and a 10-year warranty. Weight 116 grams. Shipping weight 1 lb.



ESD4 Pro Diamond Scale

A professional digital diamond scale. **Extremely accurate to one 1000th (.001) of a gram** with Tare Feature. Weighs tenths of a carat. Capacity of 20 grams. Folding clear cover to protect from air ventilation. Backlit LCD Display 5 year warranty. Operates on 4 AAA batteries (included). Calibration weight included. Features Auto off & add up function. Scale size: 5" inches long x 2.25 inches wide & 3.5 inches in height. Weight 296 grams. Shipping weight 2 lbs.



DS1 Diamond Scale

This precision, compact diamond scale will weigh up to 50 carats and is sensitive to one tenth of a carat (0.1). Finely polished wooden case that is small enough to carry in your pocket. Comes with a vinyl carrying case. Dimensions: 1 3/8" x 4 3/8" x 2 1/2" Weight 1 lb. Shipping weight 2 lbs.



GS505 Gold & Reloading Scale

This classic scale is equipped with fast zeroing damper, easy to read balance beam, extra large leveling wheel and an improved platform for precision stability. Accurate to plus or minus one tenth of a grain (0.1). Made in the USA. Weight 1 lb. Shipping weight 2 lbs.

KEENE MERCHANDISE, COLLECTOR & NOVELTY ITEMS

Keene Engineering T-Shirts KTS

High quality Keene "T shirt" features single pocket styling with logo. Available in M, LG, XL & XXL. Colors: Black, Gray, Pink and Green. Shipping weight 2 lbs.



Embroidered Keene Baseball Hat - KH2

This stylish hat features the Keene name elegantly embroidered in our signature gold. Solid brushed cotton twill with velcro strap closure. One size fits most. 5 Colors: Black, Green, Beige, Green Camouflage & Beige Camouflage Shipping weight 2 lbs.



Embroidered Keene Cold Weather Hat KH4

Keep your ears and head warm in cold weather with this wool pull down hat Shipping wt 1 lb.



Embroidered Keene Wide Brim Hat - KH3

This stylish hat features the Keene name elegantly embroidered in our signature gold. Available only in beige camouflage. Size M & L Shipping weight. 2 lbs.



Gold Miner Collector Pin CPGM

This unique 3/4" gold plated pin displays a prospector hard at work with gold pan. Marvelous detail to this pin that is sure to be a treasure in your own collection for years to come. Features a military style backing. Shipping weight 1 lb.



Crossed Pick & Shovel Collector Pin - CPPS

This 1" gold plated pin is an elegant accent to any lapel, tie, hat or anywhere you wish to show your Prospecting Pride! Features a military style backing. Shipping wt. 1 lb.



Keene Logo & Pick Collector Pin - CPK

This 1 1/8" unique gold plated pin displays the Keene Logo and crossed miner's pick. Shipping weight 1 lb.



Keene Coffee Mug KCM

Quality 11 ounce black coffee mug with the Keene Engineering logo Shipping weight. 2 lbs.



Keene Engineering Hooded Sweat Shirt KHJ

High quality Warm Keene "Hooded Sweat Shirt Jacket" features full pockets and drawstring hood. 90% Cotton 10% polyester. Available in M, LG, XL & XXL. Black with gold decal in front and gold Logo on back. Shipping weight 6 lbs.

DIVING APPAREL & ACCESSORIES

Professional Dive Suit DV4



This heavy duty commercial wet suit is extremely warm and especially engineered for the gold diver. This wet suit is constructed out of the latest materials, titanium coated smooth skin SCS neoprene 7mm super stretch double sided nylon. The suit is lined with a smooth titanium lining that greatly increases the warmth in the critical area such the chest areas and arms. The super soft neoprene material glued and blind stitched for minimal leakage and for maximum warmth

and comfort. Equipped with reinforced knee pads and the all important relief zipper in the farmer john portion of the wet suit. Gold dredgers typically spend all day in a wet suite so a relief zipper is considered a very important asset. The suit is also equipped with ankle zippers that makes the wet suit much easier to take on and off, especially at the end of a long hard day. Bottom line is that this suit is simply a superior suit that any diver or dredger will treasure. Available in regular and long sizes. Shipping weight 8.5 lbs.

DV3 - Commercial Dive Suit 5mm



This high quality, two piece "Farmer John" step through style wet suit is a rugged suit that has proven over the years to be a work-horse for the gold dredger. It is constructed of super flex neoprene rubber with built-in knee pads, heavy duty exterior nylon lining and a lush interior lining for maximum comfort and mobility. Featuring reinforced stitching, a high collar, an extra heavy duty zipper, contoured arms and legs for added ease in movement as well as rolled cuffs. This suit has proven to be extremely durable for both recreational and commercial divers. Shipping weight. 8.5 lbs.

DVHS Hotskins



The Henderson "Lycra Hot Skins" are very highly recommended and are the ideal undergarment to give you better insulation as well as keeping you warm while diving. These Skins also make getting in and out of wet suits a breeze! Made from heavy weight, four-way stretch Lycra material that looks as good as it performs. An absolute must for the gold diver! Shipping weight 8.5 lbs.

Size Chart for Diving Suits

	SM	MED	M/L	LGE	L/L	XL	XLL	XXL	XXXL
CHEST	35-37	37-38	38-40	39-41	39-41	41-43	41-43	45-47	45-47
WAIST	29-31	31-33	32-34	33-35	33-35	35-37	35-37	37-39	39-41
HIPS	34-36	36-38		38-40	38-40	40-42	40-42	42-44	44-46
WEIGHT	140 lbs	155 lbs	160 lbs	170 lbs	180 lbs	185 lbs	190 lbs	200 lbs	220 lbs
HEIGHT	5'8"	5'10"	5'11"	6'	6'3"	6'1"	6'4"	6'2"	6'2"
INSEAM	27"	28"	28.5"	29"	31"	30"	32"	31"	31"
TORSO	27"	28"	28.5"	29"	31"	30"	32"	31"	31"

Gold Core Diving Hood - DH2



This is the ultimate hood for dredging. Providing superior warmth and comfort with an ample 5mm thickness. Features the famous plush Gold Core lining. Sizes: S, M, L and XL. Shipping weight 1 lb.

Cold Water Diving Hood - DH1



This diving hood is constructed of 1/4" super-stretch neoprene and has a plush, comfortable interior lining and nylon exterior. Provides for excellent warmth and comfort. Sizes: S, M, L and XL. Shipping weight 1 lb.

Hard Sole Diver's Boots - BT3



This neoprene Diver's Boot is extremely comfortable, warm and durable. The vulcanized sole has been extended to wrap around to the top of the boot as well for additional durability against wear and tear while dredging. Available in sizes: 8, 9, 10, 11, 12, 13 Shipping weight 3 lbs.

Industrial Adhesive E-6000



An Industrial adhesive that is tough, flexible and a highly versatile urethane rubber - based compound that exhibits exceptional adhesive and sealant qualities. Ideal for suction hose & wet suit repair. Shipping weight. 1lb.

Underwater Work Gloves - G3



These new gloves feature textured vinyl coating that is ideal for gripping rocks and working underwater while providing flexibility and snag resistance! One size fits most. Shipping weight. 1 lb.

Panner's Gloves G6



All the panning pro's can be seen wearing these full-length, heavy duty insulated gloves in new color dark green. Fabulous for protecting hands in cold water and a must for safety when working with mild chemicals. One size fits most. Shipping weight 5 lbs.

Heavy Duty Knee Pads - A461



New Industrial heavy duty knee pads feature a single adjustable velcro and neoprene strap. Extremely comfortable with molded rubber cap affording both shin and knee protection.

Extend the life of your dive suit. Shipping weight 3 lbs.

3 MM Kevlar Neoprene Gloves - G4K3



This glove is the answer for warmth in cold water conditions with its 3 millimeters thickness. Kevlar on the palms, fingers and backs of fingertips provide for superior abrasion resistance and longer wear. Shipping weight 1 lb.

5 MM Kevlar Neoprene Gloves - G4K5



With a 5 millimeters thickness, these gloves are ideal for extreme cold water conditions. Superior abrasion resistance is provided with Kevlar palms, fingers and back of fingertips making these gloves the perfect choice for use while dredging. Shipping weight 1 lb.

DIVING APPAREL & ACCESSORIES

Dredger's Mask - M4



The M4 mask is made of clear silicone rubber for the ultimate fit and the close to the face design gives a wide field of vision. This mask is ideal for dredging due to the large exhaust purge valve that allows for easy pressure compensation and clearing. The clear silicone material provides for additional light around the lens and a better face seal. Shipping weight 2 lbs.


Professional Mask - M5



If you want greater visibility as well as comfort and safety, then this is your mask. This mask actually increases your peripheral vision, allowing you to keep a close eye on your surroundings. Clearing your mask is much easier with the featured purge valve system. Soft, clear silicone rubber gives you more comfort and a better fit. Shipping weight 2 lbs.

Snorkel SN1

Carefully sculptured mouth-piece, well designed splash guard, quick release holder, light weight tubing and large purge are all features that bring comfort and convenience to diver. Shipping weight 2 lbs.



FM3 Full Face Mask



This full face mask features improved silicone construction for longer life and comfort. Accommodates a standard regulator which inserts into mask for unrestricted, normal breathing and comfort in cold water. Shipping weight 3 lbs.



Air Regulator - R1

Low pressure hookah diving regulator is designed for easier breathing at lower working pressure for smaller, low pressure air compressors. For use with Hookah style diving equipment only. Not compatible with Scuba gear. Shipping weight 2 lbs.



Harness - H1

This harness consists of an adapter for air line and a quick release buckle. This harness is a must for safety as it prevents pull on the regulator and keeps the air line out of the diver's way. Shipping weight 3 lbs.

FM5R Full-Face Mask

Full face mask with low pressure regulator is designed to meet the demanding needs of today's commercial/professional diver. Removable 2nd stage for easy cleaning and storage. Air flow is directed up over the visor to eliminate fogging. Includes a communications port for easy installation. Can be set up with wireless or hardline communication system. Includes OTS Ambient Breathing Valve® and Mask Bag. Weighs 4.5 lbs. Shipping weight 6 lbs.



Earphone Communication



COMEM Ear & Microphone Assembly. Hardline Communication Head Set and Microphone. Shipping weight 10 lbs.

COM100R
Communication line 2 color 100 feet. Shipping weight 15 lbs.



COMM7

Buddy-Line® -

Hard line Underwater Communication System. The MK-7 Buddy Line is a compact, self-contained one or two-diver air intercom. It will allow clear communications. Includes the deluxe headset (with boom mic). The MK-7 Buddy Line was specifically designed for commercial diver to have an underwater communication device that needs little set-up time. Shipping weight 10 lbs.

FM5 Full Face Mask

This is very high quality full-face mask that you can insert your own regulator. The choice of the pro's. Provides 180 degree field of view, allows natural breathing thru the nose and mouth, made of high grade silicon rubber for an effective seal, advanced air circulation stops mask fogging and is tri-dimensional adjusts to every nose shape. Weight 5lbs. Shipping weight 8lbs.



Aquacom Diver Air Intercom COMM2DC1

A compact, self-contained two or one diver air intercom. It will provide for one or two divers, using a Full-Face Mask and Ear Microphone Assembly, with clear communications either in the 2- or 4-wire mode. However, up to 6 divers can be stacked and all be on line together (4-wire mode). The 20 watts of power ensures clean, crisp communications over long lengths of communications rope. State-of-the-art circuitry allows intelligibility that is second to none. Our unique battery protection microprocessor will protect your batteries from being damaged due to extreme low voltage conditions. Weight 15 lbs. Shipping weight 25 lbs.



Weight Belt - WB2



This belt is constructed of 2 inch wide nylon webbing in an extra long length of 60 inches for heavier weights used in gold diving. The belt is equipped with a quick release buckle for safety and ease of fastening. Shipping weight 2 lbs.

Small Weight Mold - WM5



Mold your own, up to 5 pounds worth, with this nifty little weight mold! What could be more cost effective? Molding with lead can lend up to a 5 pound weight per mold. Shipping weight 3 lbs.

Large Weight Mold - WM15



Mold your own contoured diving weight with this mold. You can melt your own lead for cost effective savings and produce up to a 15 pound weight with this mold. Shipping weight 5 lbs.

5 lb. Diver's Weight - W5



This lead Diver's Weight slips easily onto your weight belt and is contoured for a comfortable fit. The weight is molded from our Model WM5 weight molds. Shipping weight 6 lbs.

15 lb. Diver's Weight W1



15 pound lead weight is molded from our WM15 weight mold and is contoured for a comfortable fit. Easily slips on to your weight belt or try it on our WB2 belt! Shipping weight 16 lbs.

AIR SUPPLY EQUIPMENT, PARTS & ACCESSORIES

AIR TANKS, HOSES, REGULATORS & HARNESS KITS

These kits include a regulator, reserve tank, air hose, harness, quick release connectors and all fittings to adapt to your selection. Low Pressure Kits include a RT1 Reserve Tank for T80 & KAC Compressors and High Pressure Kits are designed to be used with 263 Compressors. Air reserve tanks are essential for safety as well as a continuously smooth air supply during heavy physical exertion.

Low Pressure Kits

Kits include a RT1 Reserve Tank.



Model	Hose Assy	Reg	Harness	Ship. wt.
LP120	1x20 Feet	1	1	17 lbs.
LP130	1x30 Feet	1	1	18 lbs.
LP140	1x40 Feet	1	1	19 lbs.
LP150	1x50 Feet	1	1	20 lbs.
LP1100	1x100 Feet	1	1	31 lbs.
LP220	2x20 Feet	2	2	31 lbs.
LP230	2x30 Feet	2	2	31 lbs.
LP250	2x50 Feet	2	2	31 lbs.

High Pressure Kits

Kits include a RT4 Reserve Tank.



Model	Hose Assy	Reg	Harness	Ship. wt.
HP4120	1x20 Feet	1	1	46 lbs.
HP4130	1x30 Feet	1	1	46 lbs.
HP4140	1x40 Feet	1	1	19 lbs.
HP4150	1x50 Feet	1	1	46 lbs.
HP41100	1x100 Feet	1	1	46 lbs.
HP4220	2x20 Feet	2	2	46 lbs.
HP4230	2x30 Feet	2	2	46 lbs.
HP4250	2x50 Feet	2	2	46 lbs.
HP42100	2x100 Feet	2	2	50 lbs.

9 Gallon High Pressure Kits

Kits include a RT9 Reserve Tank



Model	Hose Assy.	Reg	Harness	Ship. Wt.
HP9220	2x20 Feet	2	2	35 lbs.
HP9230	2x30 Feet	2	2	38 lbs.
HP9240	2x40 Feet	2	2	40 lbs.
HP9250	2x50 Feet	2	2	45 lbs.
HP92100	2x100 Feet	2	2	58 lbs.
HP92300	2x300 Feet	2	2	115 lbs.

Low Pressure Reserve Tank - RT1



The RT1 is a three gallon Marlex polymer plastic reserve tank that can accommodate two divers. Resists corrosion and rust beautifully, includes two 1/4" ports and has a working pressure of 60 PSI. Dimensions are 20" Long x 7.5" Diameter. Weight 5 lbs. Shipping weight 9 lbs.

4 Gallon High Pressure Reserve Tank - RT4



This stainless steel reserve tank is capable of accommodating either one or two divers. Equipped with two 1/4" ports and has a working pressure of 125 PSI. Dimensions: 21" Long x 13" Diameter. Weight 7 lbs. Shipping weight. 10 lbs.

Bare 9 Gallon High Pressure Reserve Tank - RT9



High quality, all stainless steel 9 gallon reserve tank. Working pressure of 125 PSI. Dimensions: 21" Long x 15" Diameter x 19" Tall. Weight 12 lbs. Shipping weight 30 lbs.

Deluxe 9 Gallon High Pressure Reserve Tank - RT9S



All stainless steel reserve tank is our same high quality RT9 tank but the RT9S comes equipped with pin lock Hanson fittings to accommodate 2 divers and steam hose. Working pressure of 125 PSI. Dimensions: 21" Long x 15" Diameter x 19" Tall. Weight 14 lbs. Shipping weight 35 lbs.

Diving Air Hose

Professional Diving hose that is kink resistant, heavy duty, colored optic yellow for high visibility and floats on surface of water to reduce tangles. Comes coupled with 1/4" female on both ends. The maximum working pressure of 250 PSI with a burst pressure of 1000 PSI. Fully compliant with federal regulations for breathing standards.



Part #	Length	Weight	Shipping weight
AH20	20 Ft.	3 lbs.	5 lbs.
AH30	30 Ft.	3.5 lbs.	6 lbs.
AH40	40Ft.	4 lbs.	7 lbs.
AH50	50 Ft.	5 lbs.	8 lbs.
AH100	100 Ft.	14 lbs.	18 lbs.
AH300	300 Ft	43 lbs.	50 lbs.

HC1ST Steam Hose Connector

This is a flexible hose used for all high pressure compressors that produce higher temperatures and is used to connect the compressors to the air reserve tank. This hose connector is equipped with 1/4" male and female fittings. 30 inches long. For use with model 263 & KAC1 air compressors. Shipping weight 2 lbs.



Air Hose Connector

This flexible hose connector is for our RT1 reserve tank and connects to low pressure air compressors. Equipped with 1/4" male and female fittings available in 12 & 30 inches in length. For use with model T80 air compressors only.

HC112 Connector 12 inches long
HC1 Connector 30 inches long



Super Sea Drops - MC1

This indispensable solution is an anti-fog and lens cleaner for diving masks, sport goggles and optical lenses. Just one application lasts all day long! Shipping weight 1 lb.



EAR DRY - SE1

Ear Dry dries out moisture and has an antiseptic action to prevent growth of organisms that cause infection. A guaranteed preventative against outer ear infections. Shipping weight 1 lb.



Aquaseal - C2

A heavy duty urethane rubber compound gives a flexible, waterproof patch to wet suits, suction hoses and almost any type of rubber or plastic! Shipping weight 2 lbs.



Wet Suit Patching Glue - C1

Keene's very own C1 patching glue is ideal for quick repairs on wet suits. This 4 ounce can of neoprene glue comes with applicator brush. Shipping weight 2 lbs.





HydroAir Battery Powered Diving System - HAS

Perfect for Sport Diving, Treasure Hunting and More! Patent Number 5924416

HydroAir incorporates a lightweight and efficient 12-volt powered air supply diving system. The HydroAir utilizes a group 24 RV marine battery or other similar battery configuration. Equipped with a dual air compressor system that maximizes battery life by working only on demand by use of pressure switches. The compressors are mounted under water for cooling and providing minimum power draw and optimum air output. This sealed environment of the HydroAir system provides a long lasting and dependable life. HydroAir requires virtually no maintenance and is quick, easy and fun to use. The HydroAir is constructed of a heavy duty Marlex plastic and is a safety orange in color. Due to the low center of gravity, the HydroAir is extremely stable even in rough water conditions. Equipped with flotation, a vinyl float cover, stainless steel hardware, diving flag, straps and built in handles.

Specifications:

- Body Dimensions - 23" x 18"
- Flotation Dimensions - 13" x 32"
- Running Time - 2 to 4 hours depending on consumer requirements.
- One Diver can achieve 75 feet in depth.
- Two Divers can achieve 25 feet in depth
- Net weight 29 pounds w Shipping weight 70 pounds

Battery Location



The Tote Float

This floating wonder securely holds your small compressor system and floats it where you need it. A stable, low center of gravity flotation is facilitated by the molded Marlex shell frame. The Tote Float utilizes a truck tube for its flotation and can support up to 100 pounds! The shell provides a rigid form for the inner tube and is anchored by 4 snap lanyards. Our standard compressor base plates easily fit onto the 4 shock mounted bolts. Truly a must-have for any diver.



Model TF3

Complete Tote Float with 1100 x 20 inner tube. Supports up to 100 lbs. Shipping wt. 40 lbs.

Model TF1

Tote Float frame with rubber lanyards only, no inner tube. Shipping wt. 35 lbs.

	CDAF1 Class D 5 micro filter for T80		263AF Air Filter Assembly for 263 Air Compressor Shipping weight 1 lb.
	A1 - 1/4" Adjustable Pressure Relief Valve Shipping Weight: 1lb. Comes with 4 different springs for different pressure ranges.		A5I - 1/4 inch on-off brass ball valve. Shipping weight 1lb.
	A2 - Stainless steel and brass 1/4" check valve. Shipping weight 1lb.		A5J - 1/4 inch pipe thread valve stem. Shipping weight 1lb.
	A2B - This 1/4 inch unloader check valve is recommended for use with the 263 compressor. Shipping weight		A5K - 1/4" to 1/2" bushing adapter used for Reserve Tank RT4. Each tank requires 2 bushings. Shipping weight 1lb.
	A3 - Air filler valve used for filling inflatable tubes. 1/4" female thread. Shipping weight 1lb.		A5L - 3/4" to 1/4" bushing used for Reserve Tank RT9, RT9S and RT25. Each tank requires 2 bushings. Shipping wt. 1lb.
	A4 - 1/4 inch air or water pressure gauge has a two inch dial that reads from 0 to 160 PSI. Shipping weight 1lb.		A5M - Eliminate cross fittings and elbows with this 3-Way Hose Manifold. Ideal for plugging in multiple divers fittings etc. with a very clean set up. Shipping weight 1lb.
	A5A - 1/4" Air hose connector fits standard air hose 1/4" x 1/4" male. Shipping weight 1lb.		A6 - 1/4" x 1/8" regulator to air hose connector. Shipping weight 1lb.
	A5B - 1/4" x 1/4" male air hose to pipe connector. Shipping weight 1lb.		A6A - 1/4 inch air hose regulator adapter used for the H2 harness. Shipping weight 1lb.
	A5C - 1/4 inch male pipe to pipe connector. Shipping weight 1lb.		A8 - 1/4 inch male thread included in this quick release coupling set. Both Socket and Plug Shipping weight 1lb.
	A5D - 1/4 inch female pipe to pipe connector. Shipping weight 1lb.		A8H - 1/4 Inch quick release female Hansen fitting with safety lock. Socket. Shipping weight 1lb.
	A5E - 1/4 inch male x female street elbow. Shipping weight 1lb.		A8HF - 1/4 inch male receptacle for A8H female Hansen fittings. Plug. Shipping weight 1lb
	A5F - 1/4 inch female tee fitting. Shipping weight 1lb.		A8HM - 1/4 inch male receptacle for A8H Hansen fittings. Plug. Shipping weight 1lb.
	A5G - 1/4 inch female cross fitting. Shipping weight 1lb.		A8HSSF - 1/4 inch stainless steel non locking Hansen female plug used for salt water conditions. Ship weight 1lb.
	A5H - 1/4 inch brass tank drain valve to be used on all our tanks excluding the RT1. Shipping weight 1lb.		A8HSSM - 1/4 inch stainless steel non locking Hansen male socket used for salt water conditions. Shipping weight 1lb.
	A9 - SCUBA tank adapter conforms 2nd stage valve to standard 1/4" air hose. Shipping weight 1lb.		

AIR COMPRESSORS & ENGINE COMBINATIONS

Model KAC1 Compressor



**KACAF
Air Filter**



**HC1
Connector
Hose**



**KACBG
Belt Shroud**

State of the Art Air Compressor that delivers double the air supply of the T80 compressor. At last, a small economical two diver air compressor without the extra weight, bulk and cost of the Model 263 air compressor. This lightweight aluminum compressor revolutionizes the compressor market, weighs 7 pounds and is smaller, lighter, and more compact than the Model T80. Engineered to be easily serviced in the field. Equipped with internal and external cooling fans for longer life. Can be mounted in any position. Equipped with two 1/4" discharge pressure ports and a half inch large NPT threaded intake port for mounting a variety of air snorkels and a 5/8ths key way shaft. (includes adjustable pressure relief valve) **Produces up to 6 Cubic Feet Per Minute (CFM) and up to 60 pounds per square inch (PSI).** Typical performance: **4 CFM @ 30 PSI. Maximum RPM 2800.**

Weight 7 lbs Shipping weight 10 lbs

Adapter kits are now available for upgrading the T-80 to the new **KAC1.**

Model KACAF Air Filter (use only with T80 & KAC Compressors)

Model KACAF Replaceable Air Filter Cartridge

Medium Duty Air Compressor - T80

This is a medium duty diaphragm compressor with pressure relief valve. The T80 compressors are recommended for shallow diving conditions including dredging, hull cleaning, boat and dock maintenance, pool repair, crustacean harvesting, spear fishing and general sport diving. Factory recommended RPM is 1800 5/8" key way shaft. For single diver use only. Produces 1.8 CFM at 45 PSI. Pulley not included. Weight 7.5 lbs. Shipping weight 10 lbs.



Electric Motor Driven Heavy Duty Air Compressor - T80E

The T80E motor driven compressor is powered by a 1/2 horsepower capacitor start, 115 volt electric motor. Shock mounted to a heavy duty corrosion resistant base and features a 6 foot cord with switch. Produces 1.8 CFM at 45 PSI. Weight 31 lbs. Shipping weight 36 lbs.



Heavy Duty Air Compressor - 263

This is one heavy duty, teflon piston compressor with pressure relief valve. This compressor is recommended for deep diving, dredging, urchin and cucumber diving, hull cleaning, boat and dock maintenance, crustacean harvesting and spear fishing! Comes complete with pulley and produces 6 CFM at free air or 5 CFM at 40 PSI. Accommodates up to 3 divers. Recommended RPM is 1450. Weight 19 lbs. Shipping weight 25 lbs.



3.5 HP Engine Driven Medium Duty Air Compressor - 263G

This is our 263 Model compressor, belt driven by a 3.5 horsepower Briggs and Stratton engine with recoil starter. Shock mounted on heavy duty, corrosion resistant base and includes a KAS2 safety air snorkel. Produces a maximum of 125 PSI; 5 CFM at 40 PSI; 6 CFM at free air. Weight 53 lbs. Shipping weight 70 lbs.

GX120 Honda Engine Driven Medium Duty Air Compressor - 263GH

This is our 263 Model compressor, belt driven by a GX120 Honda engine with recoil starter. Shock mounted on heavy duty, corrosion resistant base and includes a KAS2 safety air snorkel. Produces a maximum of 125 PSI; 5 CFM at 40 PSI; 6 CFM at free air. Weight 63 lbs. Shipping weight 70 lbs.



3.5 HP Engine Driven Medium Duty Air Compressor - T80G

A potent 3.5 horsepower Briggs and Stratton engine with recoil starter drives this compressor. Shock mounted on a heavy duty corrosion resistant base and comes with a KAS1 Safety Air Snorkel. Produces 1.8 CFM at 45 PSI. Weight 40 lbs. Shipping weight 50 lbs.



GX120 Honda Driven Medium Duty Air Compressor - T80GH

This compressor system features a GX120 Honda engine and compressor. Equipped with a KAS1 Safety Air Snorkel and shock mounted on a heavy duty corrosion resistant base. Produces 1.8 CFM at 45 PSI. Weight 40 lbs. Shipping weight 50 lbs.



GX120 Honda Engine Driven Medium Duty Air Compressor - KACGH

This is our KAC Model compressor, belt driven by a GX120 Honda engine with recoil starter. Shock mounted on heavy duty, corrosion resistant base and includes a KAS3 safety air snorkel. Produces a maximum of 125 PSI; 4 CFM at 30 PSI; 6 CFM at free air. Weight 39 lbs. Shipping weight 49 lbs.



Lightweight Mini Compressor MODEL T80GHM & KACGHM Both units weighs only 27 lbs.

This is the lightest and most compact compressor system on the market today. Extremely quiet operation. Gets up to 5 hours on a single gallon of gasoline. Powered by the New 2.5hp Honda 4 Cycle with a belt driven T80 or the new KAC1 Compressor. Equipped with aluminum base plate belt guard air snorkel and a comfortable carrying handle. **T80GHM** →



Safety Air Snorkels

The purpose of the safety snorkel is to help prevent carbon monoxide inhalation by keeping the air intake away from engine exhaust. Each snorkel is made specifically for an individual compressor and is super easy to install. Ready to install with fittings and installation brackets. Most snorkel assemblies include an air filter and fittings as pictured. Model KAS2 does not include air filters. Air filters must be purchased separately. See page 32 for 263AF filter for KAS2.

Compressor	Model	Weight	Ship wt
KAC	KAS3	1 lb.	4 lbs.
T80	KAS1	1 lb.	4 lbs.
263	KAS2	2 lbs.	6 lbs.



CENTRIFUGAL JETTING PUMPS & ENGINE SPECIFICATIONS



P90GH



PHP160



P185C



P359H



P3523V



P150040K

Model Number	Engine & Hp Range Description	Model of Pump	Intake & Discharge	GPM Head Press	Compressor Belt & Shaft Size	Pump Weight	Unit Weight	Shipping-weight	Series
P90	GX50 Honda	P90	1.5" x 1.25"	100/161	5/8" keyed 1/4"	4 lbs.	4 lbs..	10 lbs.	2000 - 2500
P90GH25	GX50 Honda	P90	1.5" x 1.25"	100/161	-	4 lbs.	19 lbs.	30 lbs.	2000 - 2500
PHP160	3 to 6 Hp	PHP160	2" x 1.50"	200/165	5/8" threaded only	5 lbs.	5 lbs.	10 lbs.	2500-3400
PHP1604	GX120 Honda	PHP160	2" x 1.50"	200/150	-	5 lbs.	28 lbs.	40 lbs.	2500-3400
PHP1604C	GX120 Honda	PHP160	2" x 1.50"	200/150	T80 & A27	5 lbs.	32 lbs.	40 lbs.	2500-3400
P180	5 to 7 Hp	P180	2.5" x 2"	300/180	5/8ths or 3/4" x 5/16"	6 lbs.	6 lbs.	12 lbs.	3500 - 6200
P185	T875 Intec Pro BS	P180	2.5" x 2"	300/150	-	6 lbs..	37 lbs.	42 lbs.	3500 - 6200
P185C	T875 Intec Pro BS	P180	2.5" x 2"	300/150	T80 & A27	6 lbs.	58 lbs.	69 lbs.	3500 - 6200
P185CH	GX200 Honda	P180	2.5" x 2"	300/150	T80 & A27	6 lbs.	58 lbs.	69 lbs.	3500 - 6200
P185CHKAC	GX200 Honda	P180	2.5" x 2"	300/150	KAC & A24	6 lbs.	58 lbs.	69 lbs.	3500 - 6200
P185H	GX200 Honda	P180	2.5" x 2"	300/150	-	6 lbs.	37 lbs.	42 lbs.	3500 - 6200
P350	8 to 11 Hp	P350	4" x 3"	425/145	1"thrd or 1" key x 3/8"	16 lbs.	21 lbs.	20 lbs.	5100 - 6200
P359BCH	GX270 Honda	P350	4" x 3"	400/120	T80 & A30	16 lbs.	78 lbs.	90 lbs.	5100 - 6200
P359H	GX270 Honda	P350	4" x 3"	400/120	-	16 lbs.	67 lbs.	80 lbs.	5100 - 6200
P3510DE	L100V Yanmar	P350	4" x 3"	400/120	-	16 lbs.	128 lbs.	150 lbs.	5100 - 6200
P3510DEC	L100V Yanmar	P350	4" x 3"	400/120	263 & A41	16 lbs.	156 lbs.	180 lbs.	5100 - 6200
P3513HE	GX390 Honda	P350	4" x 3"	425/130	-	16 lbs.	122 lbs.	150 lbs.	5100 - 6200
P3513HEC	GX390 Honda	P350	4" x 3"	425/130	263 & A38	16 lbs.	149 lbs.	195 lbs.	5100 - 6200
PHP500	9 to 23 Hp	PHP500	3" x 2.5"	500/200	1"thrd or 1" key x 3/8"	17 lbs.	17 lbs.	20 lbs.	6200
PHP5009H	GX270 Honda	PHP500	3" x 2.5"	375/160	-	17 lbs.	68 lb.	80 lbs.	6200
PHP5009HKAC	GX270 Honda	PHP500	3" x 2.5"	375/160	KAC & A30	17 lbs.	79 lb.	90 lbs.	6200
PHP50013E	GX390 Honda	PHP500	3" x 2.5"	400/170	-	17 lbs.	130 lbs.	155 lbs.	6100
PHP50013E263	GX390 Honda	PHP500	3" x 2.5"	400/170	263 & A38	17 lbs.	158 lbs.	180 lbs.	6100
PHP50013EKAC	GX390 Honda	PHP500	3" x 2.5"	400/170	KAC & A30	17 lbs.	140 lbs.	170 lbs.	6100
P350S	16 to 25 Hp	P350S	4" x 3"	600/180	1" Threaded only	17 lbs.	17 lbs.	21 lbs.	8200
P3523V	23 Vanguard	P350S	4" x 3"	600/180	-	17 lbs.	155 lbs.	220 lbs.	8200
P3523VC	23 Vanguard	P350S	4" x 3"	600/180	263/ A38	17 lbs.	179 lbs.	240 lbs.	8200
P150040K	Kohler Pro 1000	P1500	5" x 4"	1400/150	1 1/4 keyway	32 lbs.	175	225	8100
p150040KC	Kohler Pro 1000	P1500	5" x 4"	1400/150	1 1/4 keyway	32 lbs.	200	250	8100
P1500D42C	42 Hp Kubota Diesel	P1500	5" x 4"	1450/180	Belt Drive	39 lbs.	560	610	8100
P1500D42	42 Hp Kubota Diesel	P1500	5" x 4"	1450/180	Belt Drive	39 lbs.	530	580	8100
P1500D	60 hp Deutz Diesel	P1500	5" x 4"	1500/220	Belt Drive	39 lbs.	800	850	8100
P1500DC	60 hp Deutz Diesel	P1500	5" x 4"	1500/220	Belt Drive	39 lbs.	850	900	8100
P1500D2	95 hp Deutz Diesel	2 x P1500	5" x 4"	1500/220	Belt Drive	39 lbs.	1080	1150	8100
P1500D2C	95 hp Deutz Diesel	2 x P1500	5" x 4"	1500/220	Belt Drive	39 lbs.	1120	1250	8100

FREE STANDING CENTRIFUGAL PUMPS



PHP165



P195



PHP505



P355



P355S



P1500

Model Number	Recommended Engine Size	Gallons Per Minute	Maximum Head Lift	Shaft Size	Intake & Discharge	Weight	Shipping Weight
PHP165	3-5	200 Gallons	200 Feet	5/8 Inch	2" x 1.5" Threaded	9 lbs,	14 lbs.
P195	5-7	310 Gallons	180 Feet	5/8 Inch	2.5" x 2" Threaded	10 lbs.	15 lbs.
PHP505	9-20	500 Gallons	200 Feet	3/4 Inch	3" x 2.5" Threaded	20 lbs.	26 lbs.
P355	9-13	450 Gallons	150 Feet	3/4 Inch	4" x 3" Threaded	18 lbs.	23 lbs.
P355S	16-25	600 Gallons	185 Feet	3/4 Inch	4" x 3" Threaded	18 lbs.	24 lbs.
P1500	40-60	1500 Gallons	220 Feet	1.25 Inch	5" x 4" Threaded	39 lbs.	45 lbs.

PUMPS, MOTORS, HOSES ACCESSORIES & PARTS

12 Volt Water Pumps



RP2200

Ideal for recirculation systems to include gold concentrators, bowls & small sluice boxes. Comes with battery clips.

Model	Gallons per hour	Hose Size	Weight	Shipping Weight
RP1250	1250	1 1/8"	1 lb.	2 lbs.
RP2200	2200	1"to1 1/4"	5 lbs.	6 lbs.



Compressor Drive Kit - P3:

Kit includes belt and pulley for mounting to pump for installation of a compressor. Please indicate your existing belt size if possible. Shipping weight 2 lbs

Water Pump Seal Kits

These water pump seal kits come complete with seals, gaskets, sealant and a seal tool that makes installation a snap! Ship wt: 1 lb.



Kit #	Pump	Seal #
WPK1	P60	WPS1
WPK2	P90-P180	WPS2
WPK3	P200-P350	WPS3
WPK5	P1500	WPS5

Foot Valves with Strainers

Molded Marlex foot valve includes a plated steel strainer and large filler cap. To replace rubber seal, unscrew hose connector.



MODEL	SIZE
FV125	1.25"
FV15	1.5"
FV20	2"
FV25	2.5"
FV30	3"
FV40	4"
FV50	5"

Foot Valve Assemblies



FVA40E

Assembly	Hose Size
FVA14	48" x 1.25"
FVA15	48" x 1.5"
FVA20	36" x 2"
FVA25	36" x 2.5"
FVA30	36" x 3"
FVA40	4" elbow w/fill cap
FVA50	5" elbow w/fill cap
FVA15E	With 8 Ft. Hose
FVA20E	With 8 Ft. Hose
FVA25E	With 8 Ft. Hose
FVA40E	3.5 Ft. w/Insert

PUMP BASES Rubber shock mounted base to align engine, pump and compressor properly.

MODEL	Engine	Compressor
P2	3 to 7 hp	T80-KAC
P2B	8 to 23 hp	263
P2C	P90GH	N/A
P2H	2.5	T80-KAC
P2G	Yanmar 10 hp	263



PK2 Pump & Priming Kit

Prime any late model pump easily with this manual priming pump. Comes with all required fittings. Shipping wt. 3 lbs.

3 feet of hose / fittings included

Part #	Engine type	Ship wt.	SPARK ARRESTORS
SAH25	GX50 Honda	1 lb.	SA3
SA3	3hp - 3.7 B/S	1 lb.	
SAH4	GX120 Honda	1 lb.	
SA5	5hp - 8hp B/S	1 lb.	
SA65I	6.5hp Intek Pro	1 lb.	
SAH65	GX200 Honda	1 lb.	
SAH8	GX270 to GX390 Honda	1 lb.	
SA16	16 hp. plus	1 lb.	

SPARK ARRESTORS

Forestry approved spark arrestors are required in most states in the U.S. Available for most Honda and Briggs & Stratton engines.

Clearflow Suction Hose

This hose is made especially for Keene Engineering to withstand extreme temperature changes and deterioration by sunlight, ozone and mildew. Made extremely flexible and lightweight with a smooth inside surface.

Part	Size	Weight Per 100 Ft.	Standard Length	Bulk Length
SH125	1.25"	19 lbs.	4-10 Ft.	100 Ft.
SH150	1.5"	23 lbs.	5-10 Ft.	100 Ft.
SH2	2"	33 lbs.	3-10 Ft.	100 Ft.
SH25	2.5"	43 lbs.	10-15 Ft.	100 Ft.
SH3	3"	62 lbs.	10-15 Ft.	100 Ft.
SH4	4"	110 lbs.	15-20 Ft.	100 Ft.
SH5	5"	196 lbs.	15-20 Ft.	100 Ft.
SH6	6"	230 lbs.	20-30 Ft.	100 Ft.
SHHD6	6"	376 lbs.	20-30 Ft.	100 Ft.
SH8	8"	330 lbs.	20-30 Ft.	100 Ft.
SHHD8	8"	600 lbs.	40 Ft.	100 Ft.
SH10	10"	888 lbs.	50 Ft.	50 Ft.
SH12	12"	1043 lbs.	50 Ft.	50 Ft.

Lay-Flat Pressure Hose

Made with high tensile polyester yarn reinforced to provide strength and durability while homogeneous virgin PVC construction eliminates separation of tube and cover. This blue colored pressure hose lays flat for easy coil roll up and storage. Ideal for low to medium working pressures from 75 to 150 PSI.

Part #	Size	Weight Per 100 Ft.	Standard Length	Bulk Length
NH1	1"	18 lbs.	25-50 Ft.	300 FT.
NH125	1.25"	20 lbs.	25-50 Ft.	300 FT.
NH15	1.5"	25 lbs.	25-50 Ft.	300 FT.
NH2	2"	30 lbs.	25-50 Ft.	300 FT.
NH3	3"	62 lbs.	25-50 Ft.	300 FT.

Pressure Hose Couplers

These couplers are used to adapt pressure hose to pumps. All of these connectors utilize a standard national pipe thread and are available in male and female sizes.



Female Coupling



Male Coupling

Part #	Size	Type
PHC1F	1 Inch	Female
PHC1M	1 Inch	Male
PHC125F	1.25 Inch	Female
PHC125M	1.25 Inch	Male
PHC15F	1.5 Inch	Female
PHC15M	1.5 Inch	Male
PHC2F	2 Inch	Female
PHC2M	2 Inch	Male
PHC25F	2.5 Inch	Female
PHC25M	2.5 Inch	Male
PHC3F	3 Inch	Female
PHC3M	3 Inch	Male



TACH Tiny Tach Tachometer and hour meter that is ideal for any dredge, dry washer or power sluice engine. Monitor engine performance and meter actual hours of use for timely oil changes and maintenance. Easily installed with double sided tape or sheet metal screws.

Suction Hose Couplings with Clamps

This is used to connect sections of hose together with minimal diameter and flow reduction.

Part #	Size	Clamp #
SHC2	2 Inch	Two SS32
SHC25	2.5 Inch	Two SS44
SHC3	3 Inch	Two SS52
SHC4	4 Inch	Two SS72
SHC5	5 Inch	Two SS104
SHC6	6 Inch	Two HDC6
SHC8	8 Inch	Two HDC8

Quick Release Couplings

Heavy duty quick release pressure couplings are made of a solid aluminum body with brass ears and stainless steel pins. Available in male and female sizes.



QC Female



QC Male

Part #	Size	Type
QC1F	1 Inch	Female
QC1M	1 Inch	Male
QC15F	1.5 Inch	Female
QC15M	1.5 Inch	Male
QC2F	2 Inch	Female
QC2M	2 Inch	Male
QC25F	2.5 Inch	Female
QC25M	2.5 Inch	Male
QC3F	3 Inch	Female
QC3M	3 Inch	Male
QC4F	4 Inch	Female
QC4M	4 Inch	Male

Clearflow Pressure Hose

Our pressure hose has a "see through" capability that visually shows the water flow in the hose. Easy to detect air leaks or other problems in water flow. Working pressures from 50 to 75 PSI.

Part #	Size	Weight Per 100 Ft.	Standard Length	Bulk Length
PH1	1"	25 lbs.	6-25 Ft.	100 FT.
PH125	1.25"	35 lbs.	10 Ft.	100 FT.
PH150	1.5"	42 lbs.	6 Ft.	100 FT.
PH2	2"	70 lbs.	6 Ft.	100 FT.
PH3	3"	115 lbs.	6-10-20 Ft.	100 FT.

PARTS & ACCESSORIES

Suction Hose Quick Couplings

These couplings allow you to attach suction hose to the power jet with ease. Any restriction is eliminated because the suction hose fits inside the coupling and is locked into place with a swing lever clamp. Coupling must be welded to the jet tube.



Part #	Dredge	Weight	Ship Wt.
SQC3	3 Inch	5 lbs.	8 lbs.
SQC4	4 Inch	5 lbs.	10 lbs.
SQC5	5 Inch	7 lbs.	11 lbs.
SQC6	6 Inch	13 lbs.	16 lbs.
SQC8	8 Inch	35 lbs.	25 lbs.

Stainless Steel Hose Clamps



Part #	Size
SS16	1.25 Inch
SS24	1.5 Inch
SS32	2 Inch
SS44	2.5 Inch
SS52	3 Inch
SS72	4 Inch
SS104	5 Inch

Heavy Duty Spiral Suction Hose Clamps

These clamps securely grip the helical ribs around the spiral of larger diameter hose.



Part #	Size
HDCS6	6 Inch
HDCS8	8 Inch

Heavy Duty Pressure Hose Clamps



Part #	Size
HDC2	2 Inch
HDC25	2.5 Inch
HCD3	3 Inch
HDC4	4 Inch
HDC5	5 Inch
HDC6	6 Inch

"T" Handle Bolt Clamps

These stainless steel, heavy duty "T" handle clamps requires no tools for tightening. Ideal for use in fastening jets to jet flares, hose to jets and foot valves to pumps and hoses.



Part #	Size
HDC2T	2 Inch
HDC25T	2.5 Inch
HCD3T	3 Inch
HDC4T	4 Inch
HDC5T	5 Inch
HDC6T	6 Inch

Suction Hose Dredging Tips

Our suction hose dredging tip is constructed of plated steel and features a rolled tip which will reduce rock jams by up to 20%. The 5 inch tips and larger feature a gripping handles.



Part #	Dredge Size	Weight	Ship Wt.
ST15	1.5 Inch	2 lbs.	3 lbs.
ST2	2 Inch	2 lbs.	4 lbs.
ST25	2.5 Inch	3 lbs.	5 lbs.
ST3	3 Inch	4 lbs.	6 lbs.
ST4	4 Inch	5 lbs.	7 lbs.
ST5	5 Inch	6 lbs.	8 lbs.

Swivel Suction Hose Dredging Tips

Swivel Suction Hose Tip is an absolute must for the serious dredger. The tip moves without turning the hose, making handling and manoeuvrability so much easier!



Part #	Dredge Size	Weight	Ship Wt.
SST3	3 Inch	5 lbs.	8 lbs.
SST4	4 Inch	5 lbs.	10 lbs.
SST5	5 Inch	7 lbs.	11 lbs.
SST6	6 Inch	13 lbs.	16 lbs.
SST6F	6 Inch	15 lbs.	25 lbs.
SST8F	8 Inch	35 lbs.	40 lbs.

Models **SST6F** and **SST8F** are equipped with "suction breaking flap" for quick redirection and reduction of suction. A very important safety feature.

Nomad Matting

Nomad Matting is preferred by the serious dredger and professional for fine gold recovery in any sluicing or dredging system. Often referred to as Miner's moss, this matting traps and holds heavy values inside woven vinyl fibers.

NMMR - 3 x 20 foot roll.
NMM - 1 x 3 linear feet.

Black Ribbed Rubber Matting



This is the ideal matting to allow for quick and easy identification of gold values due to the strong contrast of gold on black. Immediately see the gold that has been trapped by this matting right in the sluice!

BRRM 1 x 3 linear feet.

Standard Ribbed Matting



This is the universal matting for fine gold recovery that is used in all of our sluice and dredge systems. They key is in the small ribs that help capture and trap the fine gold that would have been washed away without it!

RM Priced per square foot

Miracle Mat



Hungarian ruffle molded into a soft rubber mat. See amazing recovery of micro fine gold. Sold by the linear inch. Full-mat at size is 35 inches x 35 inches. Priced per linear inch.
KSCRM - Full Mat
KSCRM1- per inch



Submersible Suction Tubes

Submersible suction tubes are ideal for moving large amounts of overburden, especially in areas with difficult access. Tubes are extremely light and require about a third less horsepower. While tubes do sacrifice some fine gold recovery, the volume more than makes up for the minor loss when properly setup. Use only standard suction nozzles and power jets as the units are not oversized.

Model	Size	Length	Weight	Ship Wt.
SS6	6"	122"	36 lbs.	70 lbs.
SS8	8"	172"	60 lbs.	200lbs.

Sluice Bucket Recovery System SBRs

This handy clean up system allows you to save time and values when cleaning your sluice! Easily adapts to any dredge from 2.5 to 4 inches in size, all sluices up to 16 inches wide and all of our power sluice models. Simply fasten to the end of your sluice with the adapter bracket and you are ready to go! Complete with detachable 2 gallon handled bucket and 3/8" classifying sieve. Weight is 7 pounds. Shipping weight 10 lbs.



HIGH VOLUME PRESSURE OUTLET SP1251K - SP21K - SP31K - SP1251 - SP21 - SP31

Create high pressure and high volume water from the pump for blasting out cracks, crevices and loosening debris. Attach a one inch pressure hose and crevice blaster or any garden hose attachment and you will be amazed how much this will increase your productivity. Up to 3 times performance of the garden hose port on the side of the pump. You will not believe the difference of how much more material you can move and how much more gold you will find. **SP21K Kit** includes 30 feet of 1" pressure hose coupler, high flow ball valve, blaster nozzle and a high volume pressure outlet.



Model	Size	Weight	Shipping Weight
SP1251K	1.25" x 1"	12 lbs	15 lbs.
SP21K	2" x 1"	12 lbs	15 lbs.
SP31K	3" x 1"	18 lbs.	20 lbs.
SP1251	1.25" x 1"	2 lbs.	3 lbs.
SP21	2" x 1"	2 lbs.	3 lbs.
SP31	3" x 1.25"	5 lbs.	7 lbs.



SP1251

HCT - Hydraulic Crevice Tool

Hydraulically blast crevices clean with water pressure while scraping. Brass valve and heavy duty stainless steel pipe rod with flattened tip for maximum penetration with reverse jet at tip that lifts gold from cracks. Weight 1 1/2 lbs. Shipping weight 3 lbs.



SLUICE BOXES, JETS, JET FLARES & ACCESSORIES

New Jet Flare Sluice Boxes with Miracle Mat


Our New Jet Flare Sluice Boxes are designed to adapt to our Jet Flares featuring our new "Miracle Mat" that is placed under the classifier screen for superior recovery. A lighter design for portability as well as rolled top edges for superior strength on 2.5" and up models only. Included is a large classifying screen that covers over half of the riffle section, miners moss for fine gold recovery and wire mesh screen over ribbed carpet to give you simply the best fine gold recovery one could expect with a sluice box.



Model #	Dredge Size	Length	Width	Weight	Shipping Weight.	Dredge Series
SB2F	2"	36"	10"	11 lbs.	13 lbs.	2000
SB25F	2.5"	40"	12"	17 lbs.	30 lbs.	2500
SB3F	3"	40"	14"	20 lbs.	70 lbs.	3400-3605
SB4F	4"	40"	16"	22 lbs.	70 lbs.	4400

3 Stage Flare Sluice Boxes

The 3 Stage Sluice Box is simply the lightest, most compact sluice box you can find for superior fine gold recovery. The secret is in our 3 Stage Sluice System that enables us to say that our sluice can out perform any double or triple sluice on the market. This sluice box features heavy duty latches, rolled top edges that provide greater strength and safety, a longer rubber damper for more even distribution and an adjustable flow metering plate for the lower sluice.



Model #	Dredge Size	Length	Width	Weight	Shipping Weight.	Dredge Series
SB4F3	4"	48"	16"	34 lbs.	70 lbs.	4500-4505
SB5F3	5"	60"	20"	53 lbs.	100 lbs.	5000-6000
SB6S	6"	112"	26"	210 lbs.	210 lbs.	6200
SB8S	8"	112"	28"	231 lbs.	231 lbs.	8200
SB8	8"	162"	32"	250 lbs.	275 lbs.	8065

Suction Nozzles

Ideal for use in shallow water conditions. Suction nozzles have the ability to self prime unlike the power jets. This feature makes them ideal for shallow water dredging.



Model	Size	Coupling	Weight	Ship Wt.
SN15	1.5"	1"	2 lbs.	4 lbs.
SN2	2"	1.25"	3 lbs.	5 lbs.
SN25	2.5"	1"	3.5 lbs.	6 lbs.
SN251	2.5"	1.25"	3.5 lbs.	6 lbs.
SN2515	2.5"	1.5"	3.5 lbs.	6 lbs.
SN3	3"	1.5"	5 lbs.	7 lbs.
SN32	3"	2"	5 lbs.	7 lbs.
SN4	4"	1.5"	6 lbs.	8 lbs.
SN42	4"	2"	6 lbs.	8 lbs.

Oversized Jet Flares



The oversized jet flare is designed to work with the oversized power jets only. This straight collar is longer than the standard jet flare allowing the power jet to be shorter and reduce the overall weight of the dredge and greater suction power.

Model #	Size(ID)	Dimensions	Weight	Ship Wt.	Dredge
PPJF20	2"	28" x 10"	2 lbs.	4 lbs.	2000
PPJF250	2.5"	28" x 12"	3.5 lbs.	6 lbs.	2500
PPJF30	3"	30" x 14"	6 lbs.	30 lbs.	3500
PPJF40	4"	38" x 16"	8 lbs.	70 lbs.	3500
PPJF50	5"	45" x 20"	12 lbs.	70 lbs.	4500
PPJF60	6"	52" x 20"	12 lbs.	70 lbs.	4500
PPJF80	8"	69" x 22"	16 lbs.	80 lbs.	4500
PPJF10S	10"	104" x 26"	200 lbs.	300 lbs.	PPJF10S

Limited quantity and availability



Standard Power Jets

The most effective way to create suction. The suction jet produces a strong vacuum to move material and water from one point to another. Jet sizes determines suction hose size and allows the hose to fit over the end of the suction tube.

Model #	Size(OD)	Coupling	Weight	Ship Wt.	Dredge Series
PJ2	2"	1.25"	4 lbs.	6 lbs.	2000
PJ25	2.5"	1.5"	5 lbs.	7 lbs.	2500
PJ3	3"	1.5"	8 lbs.	10 lbs.	3500
PJ32	3"	2"	8 lbs.	10 lbs.	3500
PJ4	4"	1.5"	12 lbs.	14 lbs.	4500
PJ42	4"	2"	12 lbs.	14 lbs.	4500
PJ43	4"	3"	16 lbs.	19 lbs.	4500
PJ4T2	4"	2" x 2"	18 lbs.	20 lbs.	4000
PJ5	5"	2"	24 lbs.	45 lbs.	5100
PJ53	5"	3"	25 lbs.	45 lbs.	5200
PJ5T2	5"	2" x 2"	26 lbs.	70 lbs.	6200
PJ6T2	6"	2" x 2"	32 lbs.	70 lbs.	6200
PJ6T3	6"	3" x 3"	35 lbs.	70 lbs.	8000
PJ83	8"	3"	40 lbs.	100 lbs.	8000
PJ8T3	8"	3" x 3"	50 lbs.	400/100	8000

New Oversized Power Jets

We have taken the standard Power Jet and created a more efficient, more mobile and over-all superior jet! The new design involves a slight enlargement of the jet tube, making it a bit larger than the interior of the suction hose. The result of this modification is a smooth, seamless flow from hose to jet. Rock jams and other obstructions are virtually eliminated which means less downtime



over all. With the quick coupler feature, the suction hose fits inside the Power Jet and is securely fastened in a snap. Each oversized jet comes with the suction hose quick coupler fittings.

Model #	Size(OD)	Coupling	Weight	Ship Wt.	Dredge
PJ20	2"	1.25"	4 lbs.	7 lbs.	2000
PJ25140	2.5"	1.25"	6 lbs.	9 lbs.	2000
PJ250	2.5"	1.50"	6 lbs.	9 lbs.	2500
PJ30	3"	1.50"	9 lbs.	12 lbs.	3500
PJ320	3"	2"	10 lbs.	13 lbs.	3500
PJ420	4"	2"	16 lbs.	30 lbs.	4500
PJ430	4"	3"	18 lbs.	30 lbs.	4500
PJ4T20	4"	2" x 2"	19 lbs.	30 lbs.	4000
PJ530	5"	3"	27 lbs.	40 lbs.	5100
PJ5T20	5"	2" x 2"	27 lbs.	40 lbs.	5200
PJ6T20	6"	2" x 2"	38 lbs.	70 lbs.	6200
PJ6T30	6"	3" x 3"	40 lbs.	70 lbs.	6200
PJ840	8"	3" x 3"	90 lbs.	150 lbs.	8000
PJ844	8"	4" x 3"	120 lbs.	195 lbs.	8000
PJ104	10"	4" x 3"	300 lbs.	400 lbs.	PJ104


THE LIBRARY: HOW TO PROSPECT FOR GOLD



THE PROSPECTOR'S DIGEST - B164A: - Jerry Keene
This best seller has been brought back by popular demand. Includes the latest equipment in prospecting, mining and electronic metal detecting. Instructions for panning, sluicing and prospecting. New stories and methods utilizing the latest techniques. 8" x 11". 64 Color illustrated pages.



FISTS FULL OF GOLD B49 Chris Ralph This book covers all the newest information on metal detecting, dredging, dry washing and panning for gold. It includes how to use GPS, the internet, topographic maps and other information sources to find rich pay streaks. With detailed explanations of placer geology and how pay streaks form, this book will teach you all the prospecting skills you need to find those locations with good recoverable gold. Written by a veteran and mining engineer of over 30 years. Chris is also an associate editor of the California Mining Journal. 8 1/2 x 11 362 pages



WEEKEND GOLD MINER - B133: - Ryan.
"How-To" for the amateur. Prospecting, filing a claim, maps, drawings, and illustrations. 79 pages.



B137 GOLD FEVER - B137: -De Lorenzo. Detailed instructions on how to pan for gold (with many illustrations) includes drawings and instructions on how to build and use a portable sluice and where to look for gold. 80 pages.




HOW TO FIND GOLD - B2: -James Klein & Jerry Keene. The latest methods & latest equipment. Geology of placer deposits, electronic prospecting, stories, staking a claim and much more, written by the "old pro's". Completely illustrated with photos & diagrams. 120 pages.




GOLD! GOLD! - B321: -Joseph Petralia. A beginners handbook & recreational guide. How and where to find gold. Read about history, recovery methods, and identification techniques. Seven chapters of how, where, when and what equipment you will need. Well illustrated with pictures diagrams and maps size 6" x 9" 143 pages.



GOLD PANNING IS EASY - B304: - Lagal. Where to find gold and how to pan. "How To" instructions on metal detecting, prospecting, rock hounding, and gold dredging. Illustrated. 84 pages.



MODERN PROSPECTING - B15: McPherson Identify favourable areas, different types of deposits, research and testing techniques. Developing a claim, modern assaying, geochemical prospecting. How to do it right. Fully illustrated with drawing, maps and photos 320 pages



GOLD MINING IN THE 21st CENTURY - B344: Dave McCracken. A fully outlined text of everything the beginner, as well as the advanced prospector, will need to know about getting started in gold mining as a hobby or a small scale business. Covers the origin of gold, where to find it, recovery techniques, panning, sluicing, dredging, dry washing, hard rock mining, electronic detecting, cleaning, selling gold and much more. 8" x 11" Fully illustrated. 260 pages.



ADVANCED DREDGING TECHNIQUES Volume 2 Part 1 - B349A: - McCracken. One of the most authoritative books covering advanced mining procedures. Discover pay streaks, how and where they form. The technology of pay streaks, sampling and procedures that are vital to all gold dredgers. Fully illustrated. 240 pages.



ADVANCED DREDGING TECHNIQUES Volume 2 Part 2 - B349B: - McCracken. A continued wealth of information about dredging. More about gold pay streaks, boulder winching procedures, deep and cold water diving, care and modification of diving systems. Recovery of free gold from small volumes of concentrates. Information for gold in Alaska and Canada. Fully illustrated. 164 pages.




Gold Dredgers Handbook - B310. By Dave McCracken. Identifying & locating high-grade gold deposits. The legalities; where gold comes from and where to find it; how gold forms into high-grade deposits; all of the different types of suction dredges that you will see in the field today and how they work; how to operate a suction dredge; how to sample and develop high-grade gold deposits. 364 pages



DRY WASHING FOR GOLD - B317: -James Klein. One of the most comprehensive texts on the subject of dry washing and concentrating ore values. How and where to use a dry washer. Explains how to recover fine gold and how to build your own dry washer. 81 pages and fully illustrated.



SUCCESSFUL DRYWASHING - B584A: -Jim Straight. Over 50 years of experience. A geologist, soils engineer and instructor writes about new techniques, tips and tricks necessary for effective gold recovery in drywashing. Illustrations, tables, charts, etc. 50 pages.



GOLD THE ABC'S OF PANNING - B8: - E S. LeGaye. An informative publication on prospecting for gold. Includes the nature of gold, placer prospecting, equipment, panning for gold, legal rights, weights and measures & gold locations. Packed with illustrations. 82 pages.




GOLD IS WHERE YOU FIND IT -B7 - Robert O. Wilson
An excellent and comprehensive guide to prospecting in Arizona. The author has researched historical placer areas and legends and provided extensive maps pictures and guides and even how to build diagrams. 6.5" x 9" 158 pages

FINDING GOLD NUGGETS II - B581: Jimmy Sierra Written by a foremost author of electronic prospecting. One of the best books on how to find gold with a metal detector in the industry. He will show you what special equipment you will need. Tips on first aid, special clothing required, how and where to prospect for gold. 80 Pages

WHERE TO PROSPECT FOR GOLD



DIVING AND DIGGING FOR GOLD - B3: -Mary Hill
A popular book on how and where to find gold. Information of equipment to help detect and process gold. Where to sell it and where to get more information and tips by old timers. Fully Illustrated 50 pages



GOLD DIGGERS ATLAS - B1: - Robert Neil Johnson. A complete map book covering gold producing districts of the Western United States. Gold areas are printed in red shading, as are locations of key rock and gem shops, famous hard rock mining sites etc. 64 pages.



WHERE TO FIND GOLD IN THE MOTHER LODGE - B249: - James Klein. New revised edition. History, origin and complete maps of key gold producing areas in the Mother lode, illustrating all counties and gold bearing districts, including methods, treasure stories, laws relating to dredging, the latest tools and equipment required and much more. 185 well illustrated pages.



GOLD COUNTRY Early Mining Days of California - B16: -Paher. Pictorial of the places and faces of the California Gold Rush. Explores the 125 mile long Mother Lode region extending along the western foothills of the Sierra Nevada. 9" x 12" 48 pages



CALIFORNIA ATLAS & GAZETTEER - B372 - DeLorme. Detailed road map and guide to outdoor recreation, covers all of California, from Oregon to Mexican Border. This atlas covers parks, forests, wilderness areas, excursions, wildlife, campgrounds, hiking and more. Large 15 1/2" x 11" 160 pages.



PLACER GOLD DEPOSITS OF THE SIERRA NEVADA - B367: - Paul D. Morrison A most complete book of gold placer mines, hydraulic and drift mines, locations, dredging areas. Well documented by numerous mineral resources and surveys. Gives a history and past production of gold. More than 20 maps. An great guide. 192 pages.



WHERE TO FIND GOLD IN SOUTHERN CALIFORNIA - B251: - James Klein. New revised edition. History, origin and complete maps of key gold producing areas in Southern California illustrating all counties and gold bearing districts. Includes methods, treasure stories, laws relating to dredging. The latest tools and equipment required and much more. 185 well illustrated pages.



WHERE TO FIND GOLD IN THE DESERT - B276: - James Klein. An informative book that lists many locations for desert placers. Covers many famous desert gold locations in Southern California and Arizona. Local treasure tales are also included. Features maps and many photos. 112 pages. 8" x 11" Fully illustrated. 260 pages.



WHERE TO FIND GOLD IN CALIFORNIA - B566: -Delos Toole. Detailed book of maps and directions on panning, dredging and sniping locations, as well as beach placers and rare earth minerals for the entire state of California. BLM and Forestry areas and free-use sites. 8 1/2" x 11" 140 pages.



YANKEE PLACER GOLD - B582: - Delos Toole. Detailed book of maps and directions of where to find gold in Maine - Vermont - Connecticut - New Hampshire - Massachusetts. A must for the collector. An epic journal of classic information. Large 8 1/2" x 11" size. 140 pages.



SUCCESSFUL NUGGET-TEERING IN NEVADA - B583: - Delos Toole. Detailed book of maps and directions and history of where to find gold placer mining districts in Nevada. Large 8 1/2" x 11" size. 140 pages.



WHERE TO FIND GOLD IN NORTHERN CALIFORNIA - B584: - James Klein (New Edition). From the "Old Pro" History, origin and complete maps of key gold producing areas in Northern California illustrating all counties and gold bearing districts. Includes methods, treasure stories, laws relating to dredging. The latest tools and equipment required and metal detecting tools and procedures. 153 well illustrated pages.

Where To Prospect For Gold



ANCIENT RIVER OF GOLD - B383: -Paul D. Morrison How gold deposits are formed and where find them. Describes the formation of the ancient river channels and explains how they were formed and what to look for. Covers tertiary channels of the Sierra Nevada, British Columbia, the Yukon and Alaska, 8 1/2" x 11" size. 122 pages.



WHERE TO FIND ARIZONA'S PLACER GOLD - B536: - Delos Toole. Detailed book of maps & directions on panning, dredging & sniping locations as well as rare earth minerals for the entire state of Arizona. BLM and Forestry areas and free use sites. Published in a large 8 1/2" x 11" size. 144 pages.



WHERE TO FIND GOLD IN OREGON - B537: -Delos Toole. Detailed book of maps and directions on panning, dredging and sniping locations, as well as beach placers and rare earth minerals for the entire state of Oregon. BLM, Forestry areas and free-use sites. Large 8 1/2" x 11" size. 144 pages.



MINES OF THE MOJAVE - B33: -Rot and Peggy Miller. Covers numerous mining districts running across the upper Mojave Desert from Tropic, west of the Nevada border. Includes Calico and Randsburg that are little known mines yet interesting jaunts for the prospector and visitor. Fully illustrated size. 6" x 9" 73 pages.



Gold Rush - Young Prospector's Guide to Striking it Rich B588 James Klein Where and how to look for gold and other valuable minerals. The equipment needed to make your treasure hunt a success. This book also explains how people became rich and famous in the historic gold rushes around the world. Fully illustrated 9" x 5" 90 pages.



THE ROCKHOUND & PROSPECTOR'S BIBLE -B587 Ettinger A Reference and Study Guide to Rocks, Minerals, Gemstones and Prospecting. Reference for minerals collector and prospector contains information on local geology, mineral formation, collecting and prospecting techniques and tools. 6" x 9" 136 pages



MINES OF THE SAN GABRIELS- B84: John W. Robinson. Northeast of Los Angeles, the San Gabriel Range recorded the first gold strike in California. Many of the old mines are within sight of our freeways. Photographs, maps. 5" x 8" 60 pages.



ROADSIDE GEOLOGY OF NORTHERN AND CENTRAL CALIFORNIA - B14: David Alt & Donald W. Hyndman. Informative travel companion about roadside terrain and geology with photos, diagrams and glossary, maps and other illustrations. 6" X 9" 370 pages.



ROADSIDE GEOLOGY OF ARIZONA- B13: Halka Chronic Informative travel companion about roadside terrain and geology with photos, diagrams and glossary, maps and other illustrations. 6" X 9" 322 pages.



PLACER GOLD DEPOSITS OF NEVADA B365 Maureen Johnson. This book depicts major placer deposits of Nevada Butte county. Includes age of lode & placer mineralization, geological map references, graphs showing placer gold production etc. 5.5" x 8.5" 118 pages

GOLD SEPARATION



THE EXTRACTION OF FREE GOLD -B11A - McGowan A practical, simplified method of extracting free gold, by a man who has spent a lifetime searching to improve the methods of gold extraction. Color and fully illustrated. 5" x 8" 61 pages.



Recovery & Refining of Precious Metals - B4

C.W. Ammen - (2nd Edition) **Back in Print by popular demand.** Often referred to as the precious Metal Bible. A complete and practical guide to recovery, testing, extracting and refining precious metals, both from primary and secondary sources. Written in clear simple manner based on the author's own experience as a professional chemist and metallurgist. Size 6" x 9" 441 pages.



GOLD MINER'S SECRETS ON REFINING GOLD & SILVER B351: Nola May Carter - Written in simple language. How to fire ore and purify gold or silver safely. Includes operational cautions the dangers and also includes equipment and ingredients for firing, purifying and recovering. 5" x 8" 45 pages.



GOLDEN RULES TO CYANIDE LEACHING & RECOVERY - B410: - Nola May Carter. Now the average man can safely and efficiently learn how to make and use leaching and recovery systems. A straight forward booklet with easy to read diagrams. 5" x 8" 30 pages.



THE OLD TIMER'S GUIDE TO ASSAYING GOLD & SILVER - B411: Nola May Carter. Learn the old-timers way of assaying, firing and cupeling. How to safely and efficiently use nitric and aqua regia in separating gold and silver. A quick, to the point guide of "How To Do It Yourself" 34 pages.

ROCKS, GEMS, MINERALS & CRYSTALS



ROCKS & MINERALS OF CALIFORNIA Third Edition. - B25 Brown, Allan and Stark. An outstanding book that shows key rock and mineral deposits of California. Detailed section tells of where and how to find mineral occurrences, topographic quadrangles, maps and illustrations tables. plus 8 pages of color specimens. Size 5 1/2" x 8 1/2" 200 pages.



ROCKS AND MINERALS - B95A -Sorrell. A revised and updated handy identification guide to the most common kinds of rock, gems and minerals. Offering fascinating information on physical & chemical properties, origins & geologic significance, gems and semi-precious stones. How to find and collect specimens. Vivid photographs and illustrations making identification simple. Size 4" x 6" 160 pages.



ROCKS CRYSTALS & MINERALS - B599 -Hankin. This compact study guide is a great value and contains concise descriptions of over 200 rocks, crystals, and minerals. Each description provides at-a-glance information on distinctive features, composition, and physical properties. Striking photographs of specimens from around the world. Hard cover, Size 8" x 6" 226 pages



GEMSTONES OF THE WORLD - B370 -Walter Schumann . Revised & Expanded edition. A Beautiful hardbound copy of great value to a jeweler or layman who works with gems. This is a reference book (ARBA) One of the 100 outstanding Sci-Tech books of the Year. Invaluable to rock hounds of all ages. Beautiful illustrations, excellent quality. 143 photographs 1500 specimens in color plus 166 line drawings, diagrams, bibliography and index. Size 5" x 8" 280 pages.



GOLDEN GUIDE TO ROCKS GEMS & MINERALS - B19

H. S. Zip & P. R. Sheffer. This Handy compact identification guide to the most common kind of rocks and minerals around the world. Offers concise and fascinating information on physical and chemical properties, origins and geologic significance of gem and semi-precious stones. Size 4 1/2" x 6 1/2" 160 pages.

TREASURE DETECTING



CALIFORNIA GHOST TOWN TRAILS- B51: - Abbott. Dedicated to locations for bottle collectors and treasure hunting. Fully illustrated. 5" x 8" 128 pages. With photos and maps.



THE MXT EDGE B12 Jeff Foster. Find more with the MXT by understanding the details about its: audio modes, VDI numbers, ground mineralization tracking and cancellation systems, search coils, and much more. Filled with charts, diagrams, undocumented features, tips, and techniques not found anywhere else, (57 figures and 18 tables) 11" x 8.5" spiral bound 114 pages.



UNFOUNDED TREASURES OF MEXICO - B567: - Charles A. Kenworthy. Translated in Spanish and English. A highly informative book on the lost treasures of Mexico, their possible hiding places and clues where to look when searching. The book is half Spanish & half English. 8" x 10" book 96



ADVANCED PROSPECTING & DETECTING FOR HARD ROCK GOLD - B570: - Jim Straight. Latest edition that covers the relationship of regional geology to the types of placer deposits. Emphasis on epithermal deposits forming alluvial placers and how to metal detect them. How to build a dry washer. 5" x 8" 117 pages.



COIN & RELIC DREDGING - B399 Bob Smith. Experiences of a weekend Treasure Hunter. Where & when to hunt, methods of hunting, research and rules and laws governing searches 5 1/2" x 8 1/2" 120 pages.



FINDING GOLD AT THE SHORE WITH A PULSE INDUCTION METAL DETECTOR -B598 Clived James Clynick Author with over 30 years of experience has created this guide for the beach comber. How to tune, and identify objects. Discover how a pulse detector can provide 3 times the depth than a normal metal detector in highly mineralized soil. 5" x 8 1/2" 107 pages.

Treasure Hunting



NEVADA GHOST TOWNS AND MINING CAMPS- Volume One - B525: - & - Volume 2 B555 Stan Paher. Atlas Volume One - Covering Northern Nevada. Reno, Austin, Ely and points north. Featuring 55 revised color maps with additional sites and mileages. The perfect companion for the back road explorer. 295 illustrations, 28 color maps. 8" x 10". 210 pages.



TREASURE SIGNS, SYMBOLS, SHADOWS & SUN SIGNS- B527: - Charles A. Kenworthy. A comprehensive collection of Spanish signs & symbols with explanations. Ideal for treasure hunters. A must for deciphering old maps. Fully illustrated. 8" x 10" book. 64 pages.



SPANISH MONUMENTS & TRAIL MARKERS TO TREASURE IN THE U.S. - B540: - Charles A. Kenworthy. Second edition in the series & companion to B527. Covers various types of monuments & trail markers used by the Spanish settlers. Fully illustrated. 8" x 10" book. 79 pages.



WHERE TO FIND TREASURE - B9: - Dick Stout. The current president of the Federation of Metal Detectors & Archeological Clubs of America has written a valued book of where and how to find treasures. Covers recommended accessories, maps, fundamentals and etiquette and legal considerations. Fully illustrated 5" x 8" 145 pages




MYSTERIOUS & SECRET ORDER of the KNIGHTS of the GOLDEN CIRCLE B594 Roy William Roush, PHD Incredible story that takes place during the civil war. Fortunes plus arms and ammunition were buried to finance the civil war at a later date since they refused to accept the terms of the surrender. The worth was estimated to be in the billions. Includes some rare and unpublished maps. Most all the individuals that were a part of this movement have died off leaving a treasure hunters dream. A little known part of American history is now available. 136 Pages. 8 1/2" x 11".



Gold Prospecting - B5 R.V. Larson.

Join this prospector as he journeys for his quest for gold. You will relate to similar experiences as you read through this book of short stories based on a lifetime of actual mining adventures. 5" x 8" 249 pages



DEATH TRAPS TO TREASURE - B545: - Charles A. Kenworthy. Spanish and Mexican mine traps, warning signs and symbols. This is the third in the series with a fourth book in progress. Full illustrated and complete with diagrams. 8" x 10" large 64 pages.



TREASURE HUNTER'S FIELD NOTEBOOK - B593: Mike "Hawkeye" Picket. The most complete guide ever compiled of field monuments, symbols and signs to assist the treasure hunter in his/her quest to locate hidden treasure. Contains 35 years worth of field research and investigation from archives and university libraries. Filled with color illustrations. 5" x 8" 153 pages.




HOW TO FIND THE TREASURES OF THE KNIGHTS OF THE GOLDEN CIRCLE- B10: - Dr. Roy William Roush, PhD The famous historian and renown author Dr. Roy Roush has written fascinating book of how the Confederate Rebels buried a huge fortune to be recovered later, to finance another Civil War. An incredible story few people know today. Secrets never before revealed. 8 1/4" x 10 3/4" - 79 pages



KNIGHTS OF THE GOLDEN CIRCLE TREASURE SIGNS B597 Roy William Roush PHD Reveals information of the KGC and contains stories and information on what the signs may mean. Includes tips, ideas, how to recognize them. Also sketches and drawings to include a map overlay that could possibly show where other treasures were located. It has been often discovered that additional treasures were buried in the same location. 70 Pages. 8 1/2" x 11".

NEW BOOKS



UNDERWATER SNIPING FOR GOLD B595 Sam Radding & Jim Garlock. How to find gold underwater using lightweight tools. Detailed maps showing where and how to find gold. Find gold in underwater bedrock cracks with lightweight and simple tools. Packed with detailed pictures & illustrations 144 Pages 8 1/2" x 6"



Gold Prospector's Handbook- B325 Black. An excellent book written in non-technical jargon, but covering advanced topics. Learn the geological background of where to look for gold, the dynamics of stream flow, how to pan for gold, what tools to use, and much more. Learn the geological background of where to look for gold the dynamics of stream flow, what tools to use, and much more. 176 pages. 5 1/2" x 8



Advanced Nuggetshooting B574 James A. Mcculouch An excellent book on How to Prospect for Gold with an Electronic Metal Detector often referred to as Nuggetshooting. Learn how to master the operations and techniques of your metal detector and proper use of controls. How to identify conductive materials such as black sand and common mineralization. Learn the meaning of ground balance and variable sensitivity. Large 8 1/2" x 11" 20 pages



Successful Nugget Hunting B600 Pieter Heydelaar. A metal detecting handbook and field guide that includes maps, travel tips & history of gold producing areas in Australia and Southwestern United States. Author has over 20 years of experience in gold prospecting. Illustrates found large gold nuggets meteorites and ancient gold coins worldwide. 106 pages 5 1/2" x 6 1/2"



Detecting for Gold B601 Ray Mills. "This book is filled with answers and tips about prospecting for gold. The author has been detecting for gold nearly forty years. There is still gold to be found and the Trips and Tips in this book will reduce the learning curve. Get a copy, relax and let the author take you down the trail on one of his many journeys and learn the knowledge that will help you become a safe, confident and diligent prospector. Your ability to detect and find gold will stem from the knowledge you gain here." 217 pages. Large 8 1/2" x 11"

Instructional DVDs

Some Videos are Available in both VHS and DVD




Successful Gold Dredging Made Easy - DVD2 McCracken. The most important thing in gold dredging is how to find pay streaks. Follow Dave through a complete day from start up, to sampling & production through to final clean-up. Covers every important aspect of how to succeed in gold dredging. (90) minutes.



Modern Gold Mining Techniques - DVD4 Dave McCracken. This video combines years of experience with advanced video effects to demonstrates proper panning and sluicing techniques, moss sampling, fanning, hydraulic concentrating, dry washing, electronic prospecting, underwater prospecting, basics of dredge cleaning, amalgamating gold and much more. A virtual encyclopedia! (90 minutes)



Advanced Dredging & Sampling Techniques - DVD5 Dave McCracken. This video gives visual demonstrations of larger scale commercial gold dredging equipment, underwater production techniques, winching, high tech recovery systems and testing equipment. It covers clean up and refining techniques. A must for anyone interested in mining on a larger scale. (90 minutes) DVD



Prospecting for Gold - DVD3 Roy Roush. Illustrates the 6 basic methods of finding gold. Provides tips and information for the beginning and experienced prospector. Shows how to find gold bearing areas and where gold accumulates. Demonstrates and explains proper panning and sluicing techniques, operation of wet and dry placers, effective metal detecting, dredging and available accessories. (63 minutes) Available in VHS & DVD Please specify



The Art of Gold Identification DVD-7

James A. Madonna PHD. Dr. Madonna, has been a professor at the University of Alaska and owner of Alaska Exploration Company for the last 25 years. He has provided a comprehensive examination of the physical properties of gold, it's specific gravity and easy to understand methods of using a mineral identification key to differentiate it from similar minerals. (34 minutes)



Commercial Gold Dredging & Sampling Techniques - DVD5A Dave McCracken. This video contains above & below techniques of a commercial dredging operation. Commercial testing and pay streak evaluation. Advanced black sand processing. Demonstration of a shaker table, centrifuge, amalgamator and much more. It covers clean up and refining techniques. A must for anyone interested in mining on a commercial scale. (60 minutes)



AIP002 Techniques for Desert Prospecting

Approximately 30 min Nugget Brain Wayne Detect, Drywash, and Vacuum for GOLD! Get tips and see some of the best methods to recover desert gold.



AIP003 Pat Keene's Finney Claim

Approximately 30 min Dredging, Downieville, California, Yuba River on Pat Keene's Finney Claim. The most exciting underwater gold dredge experiences you will ever see.




AIP004 How to Build and Use a Sluice Box with Plans

Nugget Brain Wayne & Snappy Grip Tim Approximately 1.5 Hours Step-By-Step Build your own Sluice Box Printable Plans Included in PDF format.



AIP006 Horseback Prospecting & How to Read a Desert for Placer Gold

Nugget Brain Wayne Approximately 35 min Pack in on horses on a drywashing adventure. Learn how gold deposits in a desert environment. Learn not to be fooled by "fools gold".



AIP007 A Complete Guide to Sluicing and Panning

Approximately 45 min. Learn the "Maximum Recovery" classification process, reading "Pay Layers" & "3 Perfect Panning Techniques" in the California Motherlode Country.



AIP009 How to Read a River for Placer Gold Deposits

Approximately 35 min. Join Chris Ralph, Associate Editor for ICMJ's Prospecting & Mining Journal as he explains where gold is most likely to concentrate along a river. Includes dredging, big nuggets, and crevicing techniques.



AIP010 Above & Below Metal Detecting

Approximately 40 min. Scuba dive northern California rivers for gold nuggets & relics. Neighborhood coin & jewelry hunting. Detect nuggets along the river.



AIP011 Iron From the Sky: The Meteorite Hunters

Approximately 1 hour. \$600,000 Iron Palasite Meteorite found while filming this episode! Learn how to identify meteorites and methods to recover. Glorietta, New Mexico, Peru, and The Arabian Desert space rock hunts!




AIP012 North South California Prospecting with Pat Keene

Approximately 45 min. Prospecting & Dredging East Fork San Gabriel & Yuba River. See the "Ram's Head Nugget". Dredge with lady dredger Christina Stohlman on California's Feather River.



AIP013 Mining Turquoise for Jewelry & Ghost Town Relic Hunting

Approximately 30 min. Join Chris Ralph, Associate Editor for ICMJ's Prospecting & Mining Journal at his turquoise mine and learn all about this gemstone. Search a nearby ghost town for relics with a detector.



AIP014 How to Suction Dredge: A Complete Guide

Approximately 1.5 hour Join professional miner Rob Goreman as he walks through a complete instruction on how to set up and operate your dredge for maximum gold recovery. Lots of underwater action with gold being dredged from the bottom of the river.



AIP015 How to Process Gold Concentrate: A Complete Guide

Approximately 1 hour Join professional miner Rob Goreman as he walks you through the best method to keep all your gold, including micron. See the Blue Bowl, Super Keene Concentrator, Falcon, Heavy Hitter and more!



AIP016 Gold Rush Country Prospecting

Approximately 50 min. Summary: Head back to Sutter's Mill and search the area where there is still gold left to be found! Backpack in and sluice with the KEENE A52 hand sluice. See the story on an 8.7 ounce nugget found in Southern California!



AIP017 How to Build & Use a Gold Suction Tube

Approximately 1 hour. Build your own Gold Suction Tube with the inventor of Snappy Grip Bucket Handles, Snappy Grip Tim & NuggetBrain Wayne. Go out and see how to use it. Plans are included on the DVD in PDF format.



AIP018 Golden Beaches of Oregon

Approximately 1 hour. Prospect the black sand beaches of Oregon for gold. Explanation of how to collect gold from the beach and process this concentrate for micron gold.



AIP019 Basic Gold Prospecting Techniques & More

Approximately 50 minutes. Learn everything you need to know to get started! Gold panning instruction, tools, sluicing, where to look, crevicing, gold geology, and much more.



AIP020 Hard Rock Prospecting & Milling

Approximately 1 hour. Chris Ralph, from ICMJ Magazine, explains how to look for gold deposits in rock. See how to process large amounts of hard rock with small scale crushing machines and other equipment.



AIP022 Ancient Tertiary Mining

Approximately 50 minutes. Watch in disbelief as large nuggets are being plucked off the ancient bedrock that has been sealed by 30 feet of overburden.



AIP023 Detecting American History

Approximately 1 hour. Detect Coins, Treasure and Civil War Relics including Mark Twain's home, a creepy old basement and a Union Civil War Camp.

**AIP024 Drywashing A Complete Guide Part 1**

Approximately 50 min.

A guide through the principles of drywashing. Bellow type and electrostatic systems are explained and operated in the Mohave Desert.

**AIP025 Drywashing A Complete Guide Part 2**

Approximately 50 min.

Explanation of how to set up a drywasher for maximum gold recovery. Explore the desert in California to learn geological signs to look where gold can be found.

**AIP026 Sniping for Gold with a Metal Detector Part 1**

Approximately 50 min. Sniping with a metal detector along California Rivers. How to search for gold nuggets with the best recommended applications. See actual discoveries.

**AIP027 16 to 1 Gold Mine** Approximately 50 min.

Explore the famous 16 to 1 Mine for the next big strike! Search within the actual California Mother Lode using a metal detector to search out rich pockets of gold! Catch a rare glimpse to learn about California's last working gold mines.

**AIP028 Sniping for Gold Underwater Methods Part 2**

Approximately 50 min. Dive for gold nuggets underwater. Learn about the tools you will need. Explore underwater rivers and streams with only a mask and snorkel. Go deep with a Keene Hydro Air Diving System.

**ME005 How to Stake a Mining Claim**

Approximately 50 min.

Easy to understand explanation will guide you through the process to owning a mining claim. Using BLM computer software, application and a complete walkthrough.

KEENE ENGINEERING ORDER POLICY & PROCEDURE**Keene Engineering accepts Master Card, Visa and Discover.**

Orders may be placed by telephone or online at www.KeeneEng.com. If you have any questions or are having trouble deciding what you need, a customer service representative will be happy to assist you.

For telephone orders please call 1-800-392-GOLD (1-800-392-4653) between the hours of 8:00 am to 5:30 pm Monday - Friday, Saturday 10:00 am - 4 pm Pacific Standard Time.

When ordering by telephone, please be sure to have your order ready with the product number, description, price and quantity. For technical or shipping advice, please call 818-993-0411.

Email us at TechSupport@KeeneEng.com.

Telephone Orders Paid by Check or Bank Transfer:

Keene Engineering accepts personal checks and bank transfers for telephone orders. Please contact a customer service representative for specific information regarding these types of purchases.

Mail Orders:

Please include your name, address, zip code and daytime phone number when ordering (please print clearly!). Be sure to include page number, catalog number, description and price for each item ordered. Orders with shipping charges that are not prepaid will be sent freight collect. Consult our order blank to estimate your shipping charges.

C.O.D. Policy:

All COD (Cash On Delivery) order in California are limited to \$100.00. All out of state orders are limited to \$50.00.

All C.O.D. orders must be paid by money order or cashier's checks. No cash or personal checks accepted.

Sales Tax:

California residents please add sales tax to your order. Please note current tax rate on order form.

Foreign Orders:

All foreign orders require payment in full by cash, checks drawn on a U.S. Bank. Please call for bank transfer information.

Shipping:

Shipping methods for online orders are typically limited to United Parcel Service only. Consult with our customer service representative to determine shipping options that are best suited for your particular needs. Foreign orders are shipped typically DHL or air freight.

Pricing:

Prices are subject to change without notice. While we strive to maintain the most accurate information possible, typographical errors, or outdated information contained in advertising found in catalogs, or magazines does occur from time to time. It is always advisable to ask your customer service representative about current pricing prior to ordering.

Disclaimer:

Keene Engineering will not be responsible for information or claims made by third parties or other manufacturers contained in this catalog. Information can be obtained directly from the manufacturer's representatives. Your customer service representative will be happy to provide you with third party manufacturer contact information upon request.

Liability:

Mining activities can be dangerous. Keene Engineering cannot be responsible how items are used in the field. Before using any equipment, it is the responsibility of the consumer to comply with all local, state and federal safety laws. Before operating dredging equipment, make certain you have consulted all manuals and instructional material. We also recommend that you follow all safety instructions.

KEENE ENGINEERING THE WORLD'S LARGEST MANUFACTURER OF PORTABLE MINING EQUIPMENT



SHOWROOM & WAREHOUSE



FACTORY

Keene Engineering has expanded their facility to include a new showroom, offices and warehouse located at 8940 Lurline Avenue, within a few blocks of their factory located on Bahama Street in Chatsworth, California. This expansion is due to the rise in demand for Keene products. At Keene Engineering we strive to provide our customers with the best quality and service possible. Our staff is committed to assisting you with your project needs. Whether you are just seeking some advice, or you are engineering a large scale mining project elsewhere in the world, we at Keene Engineering can help you find a solution to meet your needs.

Our showroom, offices and manufacturing facility are all conveniently located in the heart of the San Fernando Valley, in Chatsworth, California. If you have access to the internet, our showroom is as close as your computer! Visit us on the web at www.Keeneeng.com to view all of our quality products and even order directly online. We also have a wide variety of metal detectors and accessories available.

If you have any questions about our products, please contact us, and a customer service representative will be happy to assist you with whatever your needs may be. Let our experience of over six decades in the mining business help you make the most out of whatever your project goals may be.

Through responsible mining practices, Keene Engineering has dedicated themselves to preserving the rights of the miner as well as protecting our environment. It is our goal to help develop practices that establish, protect, restore, and maintain a safe, multi-purpose system of trails, green ways, natural areas integrated with roads and waterways. Recent studies have proven that dredging removes heavy and toxic substances from the rivers and streams. This enables us to help insure a cleaner environment for generations to come. This can provide opportunities and improve the quality of life, beautify the region, enhance civic pride and encourage environmentally based economic development, increase revenue from natural resource and protect our water quality. It is imperative that we accept the responsibility to help restore and preserve our natural resources.

We believe that millions can enjoy these activities together and learn a greater respect for nature and wildlife. Responsible mining and reclamation can help create a cleaner water environment for our children's future.

THE KEENE ENGINEERING TEAM



Jerry Keene
President
International Sales
Ceo@Keeneeng.com



Mark Keene
Vice President
Engineering & Mfg
Mark@Keeneeng.com



Patrick Keene
Sales Manager
Pat@Keeneeng.com



Guy Nesbitt
Sales Representative
Guy@Keeneeng.com



Tina Shin
Controller
Tina@Keeneeng.com



Chris Woods
Nessie Engineering
Chris@Keeneeng.com



John Hartman
Purchase Agent
John@Keeneeng.com



Nereida Magana
Accounts Receivable
Nereida@Keeneeng.com



Jessica Mendez
Customer Service
Jessica@Keeneeng.com



Abe Mendez
Shipping Manager
Abe@Keeneeng.com



Marco Cira
Traffic Manager
Marco@Keeneeng.com

Keene Engineering Inc.
8940 Lurline Avenue
Chatsworth, CA. 91311 USA

To:

VISIT OUR SHOWROOM!

Showroom Business Hours:

Monday thru Friday: 9 a.m. to 5:30 p.m.

Saturday: 10 a.m. to 4 p.m.

Closed Sunday

**Dredges
Reclamation Systems
Metal Detectors
Prospecting Supplies
Rock Crushers
Diving Accessories
Compressors
Pumps
Scales
Books
& Much More!**

Call us at 1-800-392-GOLD (1-800-392-4653)

Fax: 1-818-993-0447

Email us at Sales@KeeneEng.com

Visit us on the web at Keeneeng.com



8940 Lurline Ave., Chatsworth CA 91311

